



168 New
TTC Fittings
Included



Powering Business Worldwide

Table of Contents

General Information	3
Male Pipe Rigid	4
Male Pipe Swivel	4
Female Pipe Rigid	5
Female Pipe Swivel	5
Female Straight Pipe Swivel (NPSM)	5
Male Pipe Swivel 90° Elbow	6
JIC/37° Female Swivel	6
JIC/37° Female Swivel 30° Tube Elbow	7
JIC/37° Female Swivel 45° Tube Elbow	7
JIC/37° Female Swivel 90° Tube Elbow	8
JIC/37° Female Swivel 90° Long Drop Tube Elbow	8
JIC/37° Male Rigid	9
SAE 45° Female Swivel	9
SAE 45° Female Swivel 45° Tube Elbow	9
SAE 45° Female Swivel Long Drop 90° Tube Elbow	10
SAE 45° Flare Male Rigid	10
Female ORS Swivel	10
Female ORS Swivel 45° Tube Elbow	11
Female ORS Swivel Short Drop 90° Tube Elbow	11
Female ORS Swivel Medium Drop 90° Tube Elbow	12
Female ORS Swivel Long Drop 90° Tube Elbow	12
ORS Male Rigid	13
Male Straight Thread O-ring Rigid	13
Male Straight Thread O-ring Swivel	14
Male Straight Thread O-ring Swivel 90° Elbow	14
Flareless Tube Rigid Ermeto 7000 Series	14
Flareless 45° Tube Elbow 7000 Ermeto Series	15
Flareless 90° Tube Elbow 7000 Ermeto Series	15
Inverted Male Swivel Straight	15
Inverted Male Swivel 45° Tube Elbow	16
Inverted Male Swivel 90° Tube Elbow	16
Split Flange Straight (SAE Code 61)	16
Split Flange 22.5° Tube Elbow (SAE Code 61)	17
Split Flange 45° Tube Elbow (SAE Code 61)	17
Split Flange 60° Tube Elbow (SAE Code 61)	18
Split Flange 67° Tube Elbow (SAE Code 61)	18
Split Flange 90° Tube Elbow (SAE Code 61)	18
Metric Split Flange Straight (Komatsu, Linkbelt, etc.)	19
Metric Split Flange 45° Tube Elbow (Komatsu, Linkbelt, etc.)	19
Metric Split Flange 90° Tube Elbow (Komatsu, Linkbelt, etc.)	19
Staple Male Connector	20
Standpipe Straight Tube	20
Metric Standpipe Straight Tube	20
BSPP Flat Face Female Swivel	21
British Standard (BSPP) 60° Cone Female Swivel Straight	21
British Standard (BSPP) 60° Cone Female 45° Tube Elbow	22
British Standard (BSPP) 60° Cone Female 90° Tube Elbow	22
British Standard (BSPT) Tapered Male Rigid	22
British Standard (BSSP) 60° Cone Male Rigid	23
Female JIS 30° Flare Swivel Straight	23
Female Swivel 30° Flare (Komatsu, Linkbelt)	23
Female Swivel DIN 24° Seat l.Rh DKO (Light)	24
Female Swivel DIN Universal Seat 45° Tube Elbow (Light)	24
Female Swivel DIN Universal Seat 90° Tube Elbow (Light)	24
Male DIN 24° Seat l.Rh (Light)	25
Female Swivel DIN 24° Seat s.Rh DKO (Heavy)	25
Female Swivel DIN 24° Seat 45° Tube Elbow s.Rh (Heavy)	25
Female Swivel DIN 24° Seat 90° Tube Elbow s.Rh DKO (Heavy)	26
Male DIN 24° Seat s.Rh (Heavy)	26
STC Crimp Hose Ends	27

General Information


The next generation technology of Eaton's fittings are compatible with Aeroquip® standard and newer generation hose styles combining best-in-class technologies to meet and exceed the highest globally recognized standards for 1 and 2 wire braid hydraulic hose assemblies.

Now, with the addition of 168 new fittings, the total array of over 550 TTC fittings meets virtually all customer needs for domestic and non-North American thread styles and configurations. The resulting hose assemblies provide superior performance in the demanding applications often encountered within mobile and industrial equipment.

Easy Assembly

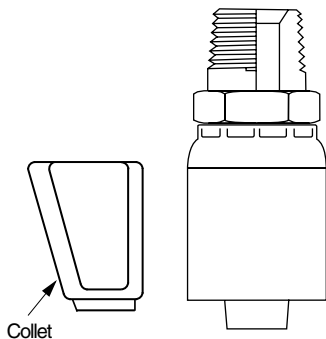
TTC fittings are assembled with Aeroquip hose using existing crimp machines.

The fittings have a scribe line around the circumference of the socket to easily identify the location where the die cage is positioned for crimping.



Through-the-Cover (TTC) Technology

- Advanced "Through-the-cover" design provides higher operating and burst pressure
- Eliminates cool down leakage
- Flat crimp for easier routing
- Compatible with multiple hose styles to accommodate most application needs



Ordering Information:

Order individually by catalog number. O-rings not supplied with flange hose ends. Order O-rings by catalog number; reference individual listings for details. For split flange kits and O-ring part numbers, refer to Master Aeroquip Catalog A-HOOV-MC001-E1.

Note:

Refer to current price list for availability of cataloged items. Configurations and dimensions subject to change without notice.

Typical Application:

General purpose low, medium, and high pressure hydraulic

Compatible Hose Styles:

Refer to Aeroquip Master Catalog A-HOOV-MC001-E1

Pressure: Determined by maximum working pressure for hose size and hose end configuration whichever is less. For working pressure ratings for hose end configurations, refer to Master Aeroquip Catalog A-HOOV-MC001-E1.

Material: Low Carbon Steel

Plating: Clear Silver hexavalent chromium-free plating

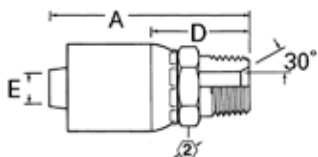
Advantages:

Wide selection of hose and end configurations allowing a diverse number of applications

Assemble With:

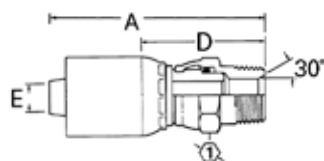
Aeroquip variable crimp machines

Male Pipe Rigid



TTC Part #	Thd.	Hose Size	A		Hose Cut-Off Factor (D)		EØ		②
			mm	in	mm	in	mm	in	
1AA2MP4	1/8-27	-04	46,7	1.84	23,4	0.92	4,3	0.17	9/16
1AA4MP4	1/4-18	-04	52,3	2.06	29,0	1.14	4,3	0.17	9/16
1AA6MP4	3/8-18	-04	48,3	1.90	24,9	0.98	4,3	0.17	11/16
1AA8MP4	1/2-14	-04	51,3	2.02	31,2	1.23	4,3	0.17	7/8
1AA4MP6	1/4-18	-06	55,4	2.18	30,0	1.18	6,6	0.26	11/16
1AA6MP6	3/8-18	-06	57,7	2.27	32,5	1.28	6,6	0.26	11/16
1AA8MP6	1/2-14	-06	57,7	2.27	32,5	1.28	4,1	0.16	7/8
1AA4MP8	1/4-18	-08	61,0	2.40	31,2	1.23	7,6	0.30	13/16
1AA6MP8	3/8-18	-08	63,2	2.49	33,5	1.32	9,7	0.38	13/16
1AA8MP8	1/2-14	-08	69,6	2.74	39,6	1.56	9,7	0.38	7/8
1AA12MP8	3/4-14	-08	65,0	2.56	35,3	1.39	9,7	0.38	1 1/16
1AA6MP10	3/8-18	-10	59,9	2.36	33,8	1.33	10,7	0.42	15/16
1AA8MP10	1/2-14	-10	69,6	2.74	40,1	1.58	12,7	0.50	15/16
1AA12MP10	3/4-14	-10	65,0	2.56	35,6	1.40	12,7	0.50	1 1/16
1AA8MP12	1/2-14	-12	70,6	2.78	40,6	1.60	14,2	0.56	1 1/8
1AA12MP12	3/4-14	-12	72,1	2.84	41,9	1.65	15,5	0.61	1 1/8
1AA16MP12	1-11 1/2	-12	71,1	2.80	40,9	1.61	15,5	0.61	1 3/8
1AA12MP16	3/4-14	-16	76,7	3.02	42,4	1.67	19,3	0.76	1 3/8
1AA16MP16	1-11 1/2	-16	81,8	3.22	47,2	1.86	20,8	0.82	1 3/8
1AA20MP16	1 1/4-11 1/2	-16	78,2	3.08	43,7	1.72	20,8	0.82	1 11/16
1AV16MP20	1-11 1/2	-20	93,0	3.66	49,0	1.93	24,1	0.95	1 3/4
1AR16MP20	1-11 1/2	-20	93,0	3.66	49,0	1.93	24,1	0.95	1 3/4
1AV20MP20	1 1/4-11 1/2	-20	89,4	3.52	45,5	1.79	26,7	1.05	1 13/16
1AR20MP20	1 1/4-11 1/2	-20	89,4	3.52	45,5	1.79	26,7	1.05	1 13/16
1AA24MP24	1 1/2-11 1/2	-24	106,2	4.18	59,9	2.36	32,0	1.26	2
1AA32MP32	2-11 1/2	-32	116,6	4.59	66,3	2.61	44,5	1.75	2 1/2

Male Pipe Swivel

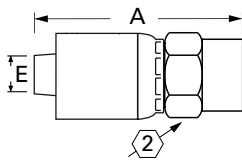


TTC Part #	Thd.	Hose Size	A		Hose Cut-Off Factor (D)		EØ		①
			mm	in	mm	in	mm	in	
1AA4PS4	1/4-18	-04	64,5	2.54	41,4	1.62	4,3	0.17	3/4
1AA4PS6	1/4-18	-06	63,5	2.54	42,4	1.67	6,6	0.26	3/4
1AA6PS6	3/8-18	-06	67,6	2.66	42,4	1.67	6,6	0.26	7/8
1AA8PS6	1/2-14	-06	72,4	2.85	47,0	1.85	6,6	0.26	7/8
1AA6PS8	3/8-18	-08	73,2	2.88	43,4	1.71	9,7	0.38	7/8
1AA8PS8	1/2-14	-08	79,5	3.13	49,8	1.96	9,7	0.38	15/16
1AA12PS12	3/4-14	-12	82,3	3.24	52,1	2.05	15,5	0.61	1 3/8
1AA16PS16	1-11 1/2	-16	98,6	3.88	64,3	2.53	20,6	0.81	1 1/2

New MatchMate Part

Female Pipe Rigid

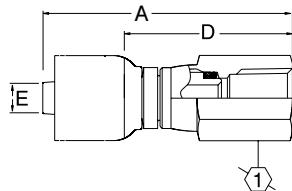
Dryseal NPTF



TTC Part #	Thd.	Hose Size	A		Hose Cut-Off Factor		EØ		2
			mm	in	mm	in	mm	in	
1AA2FP4	1/8-27	-04	52,6	2.07	32,5	1.28	4,3	0.17	9/16
1AA4FP4	1/4-18	-04	58,4	2.30	38,4	1.51	4,3	0.17	3/4
1AA4FP6	1/4-18	-04	58,4	2.30	37,1	1.46	6,6	0.26	3/4
1AA6FP6	3/8-18	-06	61,2	2.41	39,9	1.57	6,6	0.26	7/8
1AA8FP8	1/2-14	-08	66,5	2.62	42,0	1.65	9,7	0.38	1 1/16
1AA12FP12	3/4-14	-12	90,9	3.58	64,0	2.52	15,5	0.61	1 5/16

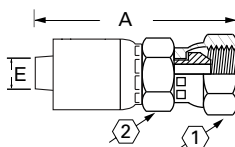
* G as part of thread size is ISO Designation for parallel thread.

Female Pipe Swivel



TTC Part #	Thd.	Hose Size	A		Hose Cut-Off Factor (D)		EØ		1
			mm	in	mm	in	mm	in	
1AA4PF4	1/4-18	-04	72,9	2.87	49,5	1.95	4,3	0.17	3/4
1AA6PF6	3/8-18	-06	75,4	2.97	50,0	1.97	6,6	0.26	7/8
1AA8PF8	1/2-14	-08	90,9	3.58	61,2	2.41	9,7	0.38	1 1/16
1AA12PF12	3/4-14	-12	92,2	3.63	62,0	2.44	15,5	0.61	1 3/8
1AA16PF16	1-11 1/2	-16	111,0	4.37	77,5	3.05	20,6	0.81	1 5/8

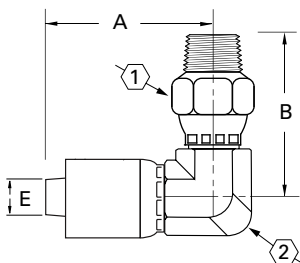
Female Straight Pipe Swivel (NPSM)



TTC Part #	Thd.	Hose Size	A		Hose Cut-Off Factor (D)		EØ		2	1
			mm	in	mm	in	mm	in		
1AA4SP4	1/4-18	-04	47,8	1.88	27,7	1.09	4,3	0.17	9/16	11/16
1AA6SP6	3/8-18	-06	51,8	2.04	30,5	1.20	6,6	0.26	11/16	7/8
1AA8SP8	1/2-14	-08	61,0	2.40	35,8	1.41	9,7	0.38	7/8	1
1AA12SP12	3/4-14	-12	66,5	2.62	39,6	1.56	15,5	0.61	1 1/8	1 1/4
1AA16SP16	1-11 1/2	-16	79,0	3.11	29,9	1.18	20,8	0.81	1 3/8	1 1/2
1AV20SP20	1 1/4-11 1/2	-20	92,7	3.65	53,3	2.10	26,7	1.05	1 3/4	1 7/8

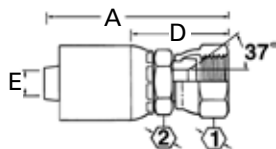
New MatchMate Part

Male Pipe Swivel 90° Elbow



TTC Part #	Thd.	Hose Size	A		Hose Cut-Off Factor (D)		EØ		②	①	B
			mm	in	mm	in	mm	in			
1AA4PSB4	1/4-18	-04	54,6	2.15	31,2	1.23	4,3	0.17	3/4	3/4	1.81
1AA4PSB6	1/4-18	-06	54,9	2.16	33,7	1.33	6,6	0.26	3/4	7/8	1.96
1AA6PSB6	3/8-18	-06	59,2	2.33	33,7	1.33	6,6	0.26	3/4	7/8	1.80
1AA8PSB8	1/2-14	-08	68,1	2.68	38,3	1.51	9,6	0.38	3/4	15/16	2.05
1AA12PSB12	3/4-14	-12	94,5	3.72	64,2	2.53	15,4	0.61	1 1/4	1 3/8	2.72

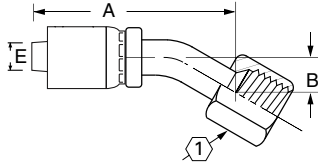
JIC/37° Female Swivel



TTC Part #	Thd.	Hose Size	A		Hose Cut-Off Factor (D)		EØ		①	②
			mm	in	mm	in	mm	in	in	in
1AA3FJ4	3/8-24	-04	49,3	1.94	25,9	1.02	3,3	0.13	1/2	9/16
1AA4FJ4	7/16-20	-04	50,8	2.00	27,2	1.07	4,3	0.17	9/16	9/16
1AA5FJ4	1/2-20	-04	50,3	1.98	26,9	1.06	4,3	0.17	5/8	9/16
1AA6FJ4	9/16-18	-04	51,6	2.03	28,2	1.11	4,3	0.17	11/16	9/16
1AA4FJ6	7/16-20	-06	55,6	2.19	30,2	1.19	4,3	0.17	9/16	11/16
1AA5FJ6	1/2-20	-06	56,9	2.24	31,5	1.24	5,8	0.23	5/8	11/16
1AA6FJ6	9/16-18	-06	57,9	2.28	32,5	1.28	6,6	0.26	11/16	11/16
1AA8FJ6	3/4-16	-06	58,7	2.31	33,3	1.31	6,6	0.26	7/8	11/16
1AA10FJ6	7/8-14	-06	57,4	2.26	13,2	0.52	6,6	0.26	1	13/16
1AA6FJ8	9/16-18	-08	59,9	2.36	34,5	1.36	9,6	0.33	11/16	13/16
1AA8FJ8	3/4-16	-08	66,8	2.63	37,1	1.46	9,7	0.38	7/8	13/16
1AA10FJ8	7/8-14	-08	67,1	2.64	37,3	1.47	9,7	0.38	1	13/16
1AA12FJ8	1 1/16-12	-08	69,3	2.73	39,6	1.56	9,7	0.38	1 1/4	1
1AA16FJ8	1 5/16-12	-08	77,7	3.06	48,0	1.89	9,7	0.38	1 1/2	1 1/4
1AA8FJ10	3/4-16	-10	67,3	2.65	38,1	1.50	9,9	0.39	7/8	15/16
1AA10FJ10	7/8-14	-10	70,4	2.77	40,9	1.61	12,7	0.50	1	15/16
1AA12FJ10	1 1/16-12	-10	69,1	2.72	39,9	1.57	12,7	0.50	1 1/4	1
1AA10FJ12	7/8-14	-12	71,4	2.81	41,4	1.63	12,2	0.48	1	1 1/8
1AA12FJ12	1 1/16-12	-12	72,1	2.84	41,9	1.65	15,5	0.61	1 1/4	1 1/8
1AA14FJ12	1 3/16-12	-12	72,1	2.84	41,9	1.65	15,5	0.61	1 3/8	1 1/8
1AA16FJ12	1 5/16-12	-12	73,9	2.91	43,7	1.72	15,5	0.61	1 1/2	1 1/4
1AA12FJ16	1 1/16-12	-16	80,0	3.15	45,7	1.80	15,5	0.61	1 1/4	1 3/8
1AA14FJ16	1 3/16-12	-16	80,0	3.15	46,5	1.83	20,6	0.81	1 3/8	1 3/8
1AA16FJ16	1 5/16-12	-16	83,6	3.29	49,0	1.93	20,6	0.81	1 1/2	1 3/8
1AA20FJ16	1 5/8-12	-16	80,5	3.17	46,0	1.81	20,6	0.81	2	
1AV16FJ20	1 5/16-12	-20	87,9	3.46	43,9	1.73	21,6	0.85	1 1/2	
1AR16FJ20	1 5/16-12	-20	87,9	3.46	43,9	1.73	21,6	0.85	1 1/2	
1AV20FJ20	1 5/8-12	-20	91,7	3.61	47,8	1.88	26,7	1.05	2	
1AR20FJ20	1 5/8-12	-20	91,7	3.61	47,8	1.88	26,7	1.05	2	
1AA24FJ24	1 7/8-12	-24	99,1	3.90	52,6	2.07	32,0	1.26	2 1/4	
1AA32FJ32	2 1/2-12	-32	110,2	4.34	60,7	2.39	44,5	1.75	2 7/8	

New MatchMate Part

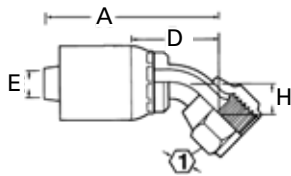
JIC/37° Female Swivel 30° Tube Elbow



TTC Part #	Thd.	Hose Size	A		Hose Cut-Off Factor (D)		EØ		①	B
			mm	in	mm	in	mm	in		
1AA12FJF10	1 1/16-12	-10	86,1	3.39	60,5	2.38	12,7	0.51	1/4 Hex	0.69

JIC/37° Female Swivel 45° Tube Elbow

(Exceptions noted, refer to footnotes)



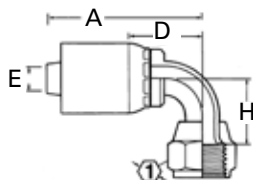
TTC Part #	Thd.	Hose Size	A		Hose Cut-Off Factor (D)		EØ		H		①
			mm	in	mm	in	mm	in	mm	in	
1AA4FJA4 ^a	7/16-20	-04	49,8	1.96	26,4	1.04	3,8	0.15	8,4	0.33	9/16
1AA5FJA4 ^a	1/2-20	-04	51,8	2.04	28,4	1.12	4,3	0.17	9,4	0.37	5/8
1AA6FJA4	9/16-18	-04	53,1	2.09	29,7	1.17	4,3	0.17	9,9	0.39	11/16
1AA4FJA6	7/16-20	-06	44,5	1.75	23,4	0.92	4,1	0.16	8,4	0.33	9/16
1AA6FJA6	9/16-18	-06	58,7	2.31	33,3	1.31	6,1	0.24	9,9	0.39	11/16
1AA8FJA6 ^a	3/4-16	-06	67,3	2.65	42,2	1.66	6,6	0.26	14,0	0.55	7/8
1AA8FJA8	3/4-16	-08	71,6	2.82	41,9	1.65	9,4	0.37	14,0	0.55	7/8
1AA10FJA8 ^a	7/8-14	-08	77,0	3.03	47,2	1.86	9,7	0.38	15,0	0.59	1
1AA10FJA10 ^a	7/8-14	-10	74,7	2.94	45,5	1.79	11,7	0.46	15,0	0.59	1
1AA12FJA10	1 1/16-12	-10	85,9	3.38	56,4	2.22	12,7	0.50	19,8	0.78	1 1/4
1AA16FJA12	1 5/16-12	-12	87,1	3.43	60,2	2.37	15,5	0.61	26,9	1.06	1 1/2
1AA12FJA12	1 1/16-12	-12	87,1	3.43	56,9	2.24	14,7	0.58	19,8	0.78	1 1/4
1AA16FJA16	1 5/16-12	-16	95,0	3.74	60,7	2.39	19,3	0.76	27,2	1.07	1 1/2
1AV20FJA20	1 5/8-12	-20	112,8	4.44	68,8	2.71	25,7	1.01	31,0	1.22	2
1AR20FJA20	1 5/8-12	-20	112,8	4.44	68,8	2.71	25,7	1.01	31,0	1.22	2

^a Swivel nuts are universal, both 37° and 45° connections.

New MatchMate Part

JIC/37° Female Swivel 90° Elbow

(Exceptions noted, refer to footnotes)

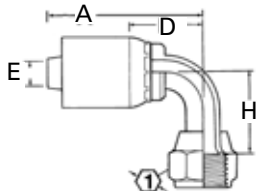


TTC Part #	Thd.	Hose Size	A		Hose Cut-Off Factor (D)		EØ		H		in
			mm	in	mm	in	mm	in	mm	in	
1AA4FJB4 ^a	7/16-20	-04	46,7	1.84	23,4	0.92	3,8	0.15	17,3	0.68	9/16
1AA5FJB4 ^a	1/2-20	-04	48,8	1.92	25,4	1.00	4,3	0.17	19,3	0.76	5/8
1AA6FJB4	9/16-18	-04	50,8	2.00	27,4	1.08	4,3	0.17	21,3	0.84	11/16
1AA4FJB6	7/16-20	-06	46,0	1.81	24,9	0.98	4,1	0.16	17,3	0.68	9/16
1AA6FJB6	9/16-18	-06	56,1	2.21	31,0	1.22	6,1	0.24	21,3	0.84	11/16
1AA8FJB6 ^a	3/4-16	-06	61,5	2.42	36,1	1.42	6,6	0.26	27,7	1.09	7/8
1AA6FJB8	9/16-18	-08	61,7	2.43	32,0	1.26	6,1	0.24	21,3	0.84	11/16
1AA8FJB8 ^a	3/4-16	-08	65,8	2.59	36,1	1.42	9,4	0.37	27,7	1.09	7/8
1AA10FJB8 ^a	7/8-14	-08	70,6	2.78	41,0	1.61	9,7	0.38	30,2	1.19	1
1AA10FJB10 ^a	7/8-14	-10	68,6	2.70	39,4	1.55	11,4	0.45	30,2	1.19	1
1AA12FJB10	1 1/16-12	-10	84,1	3.31	54,9	2.16	12,7	0.50	45,7	1.80	1 1/4
1AA10FJB12	7/8-14	-12	65,3	2.57	39,6	1.56	11,7	0.46	30,2	1.19	1
1AA12FJB12	1 1/16-12	-12	85,4	3.36	55,1	2.17	17,4	0.58	45,7	1.80	1 1/4
1AA16FJB12	1 5/16-12	-12	85,6	3.37	55,4	2.18	15,5	0.61	60,7	2.39	1 1/2
1AA16FJB16	1 5/16-12	-16	90,4	3.56	55,9	2.20	19,3	0.76	60,7	2.39	1 1/2
1AA20FJB16	1 5/8-12	-16	95,8	3.77	62,2	2.45	20,8	0.82	69,9	2.75	2
1AV20FJB20	1 5/8-12	-20	108,0	4.25	64,0	2.52	25,7	1.01	69,9	2.75	2
1AR20FJB20	1 5/8-12	-20	108,0	4.25	64,0	2.52	25,7	1.01	69,9	2.75	2
1AA24FJB24	1 7/8-12	-24	117,6	4.63	71,4	2.81	32,0	1.26	80,5	3.17	2 1/4

^a Swivel nuts are universal, both 37° and 45° connections.

JIC/37° Female Swivel 90° Long Drop Tube Elbow

(Exceptions noted, refer to footnotes)

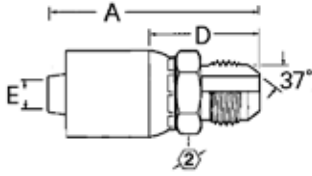


TTC Part #	Thd.	Hose Size	A		Hose Cut-Off Factor (D)		EØ		H		in
			mm	in	mm	in	mm	in	mm	in	
1AA4FJC4 ^a	7/16-20	-04	46,7	1.84	23,4	0.92	3,8	0.15	45,7	1.80	9/16
1AA5FJC4 ^a	1/2-20	-04	48,8	1.92	25,4	1.00	4,3	0.17	45,7	1.80	5/8
1AA4FJC6	7/16-20	-06	46,0	1.81	24,9	0.98	4,3	0.17	45,7	1.80	9/16
1AA6FJC6	9/16-18	-06	56,4	2.22	31,2	1.23	6,1	0.24	55,4	2.18	11/16
1AA8FJC6 ^a	3/4-16	-06	64,5	2.54	39,1	1.54	6,6	0.26	62,2	2.45	7/8
1AA8FJC8 ^a	3/4-16	-08	68,8	2.71	39,1	1.54	9,4	0.37	62,2	2.45	7/8
1AA10FJC8 ^a	7/8-14	-08	70,6	2.78	40,9	1.61	9,7	0.38	65,3	2.57	1
1AA10FJC10 ^a	7/8-14	-10	68,6	2.70	39,1	1.54	11,7	0.46	65,3	2.57	1
1AA12FJC12	1 1/16-12	-12	85,3	3.36	55,1	2.17	14,7	0.58	94,0	3.70	1 1/4
1AA16FJC16	1 5/16-12	-16	90,4	3.56	55,9	2.20	19,3	0.76	116,3	4.58	1 1/2
1AV20FJC20	1 5/8-12	-20	108,0	4.25	64,0	2.52	25,7	1.01	140,5	5.53	2
1AR20FJC20	1 5/8-12	-20	108,0	4.25	64,0	2.52	25,7	1.01	140,5	5.53	2

^a Swivel nuts are universal - both SAE 37° and 45° connections.

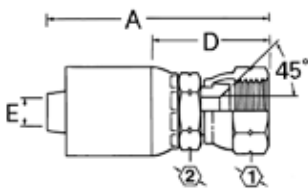
New MatchMate Part

JIC/37° Male Rigid



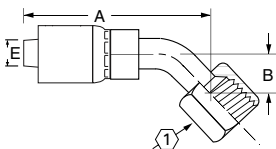
TTC Part #	Thd.	Hose Size	A		Hose Cut-Off Factor (D)		EØ		②
			mm	in	mm	in	mm	in	
1AA4MJ4	7/16-20	-04	50,8	2.00	27,2	1.07	4,3	0.17	9/16
1AA5MJ4	1/2-20	-04	46,7	1.84	23,4	0.92	4,3	0.17	9/16
1AA6MJ4	9/16-18	-04	47,0	1.85	23,6	0.93	4,3	0.17	5/8
1AA6MJ6	9/16-18	-06	54,9	2.16	29,7	1.17	6,6	0.26	11/16
1AA8MJ6	3/4-16	-06	53,3	2.10	28,2	1.11	6,6	0.26	13/16
1AA10MJ6	7/8-14	-06	53,3	2.10	30,7	1.21	6,6	0.26	15/16
1AA8MJ8	3/4-16	-08	65,3	2.57	35,8	1.41	9,7	0.38	13/16
1AA10MJ8	7/8-14	-08	61,5	2.42	32,0	1.26	9,7	0.38	15/16
1AA12MJ8	1 1/16-12	-08	65,8	2.59	36,1	1.42	9,7	0.38	1 1/8
1AA8MJ10	3/4-16	-10	61,7	2.43	35,8	1.41	12,7	0.50	15/16
1AA10MJ10	7/8-14	-10	69,3	2.73	39,9	1.57	12,2	0.48	15/16
1AA12MJ10	1 1/16-12	-10	65,8	2.59	36,3	1.43	12,7	0.50	1 1/8
1AA10MJ12	7/8-14	-12	70,6	2.78	40,4	1.59	12,2	0.48	1 1/8
1AA12MJ12	1 1/16-12	-12	74,7	2.94	44,5	1.75	15,5	0.61	1 1/8
1AA14MJ12	1 3/16-12	-12	69,3	2.73	39,1	1.54	15,5	0.61	1 1/4
1AA16MJ12	1 5/16-12	-12	69,9	2.75	39,6	1.56	15,5	0.61	1 3/8
1AA14MJ16	1 3/16-12	-16	79,0	3.11	45,7	1.80	18,3	0.72	1 3/8
1AA16MJ16	1 5/16-12	-16	82,6	3.25	48,3	1.90	20,8	0.82	1 3/8
1AA20MJ16	1 5/8-12	-16	77,0	3.03	43,4	1.71	20,6	0.81	1 11/16
1AV20MJ20	1 5/8-12	-20	98,8	3.89	54,9	2.16	26,7	1.05	1 3/4
1AR20MJ20	1 5/8-12	-20	98,8	3.89	54,9	2.16	26,7	1.05	1 3/4
1A24MJ24	1 7/8-12	-24	109,5	4.31	63,2	2.49	32,0	1.26	2

SAE 45° Female Swivel



TTC Part #	Thd.	Hose Size	A		Hose Cut-Off Factor (D)		EØ		①	②
			mm	in	mm	in	mm	in		
1AA4FS4	7/16-20	-04	50,8	2.00	27,2	1.07	4,3	0.17	9/16	9/16
1AA5FS4	1/2-20	-04	50,3	1.98	26,9	1.06	4,3	0.17	5/8	9/16
1AA4FS6	7/16-20	-06	55,6	2.19	30,2	1.19	4,8	0.19	9/16	11/16
1AA6FS6	5/8-18	-06	58,7	2.31	33,3	1.31	6,6	0.26	3/4	11/16
1AA8FS6	3/4-16	-06	58,7	2.31	33,3	1.31	6,6	0.26	7/8	11/16
1AA8FS8	3/4-16	-08	66,8	2.63	37,1	1.46	9,7	0.38	7/8	13/16
1AA10FS8	7/8-14	-08	67,1	2.64	37,3	1.47	9,7	0.38	1	13/16
1AA12FS12	1 1/16-14	-12	72,1	2.84	41,9	1.65	15,5	0.61	1 1/4	1 1/8

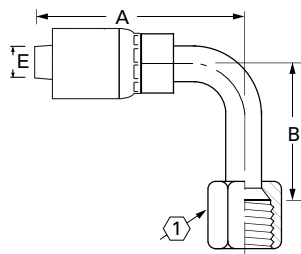
SAE 45° Female Swivel 45° Tube Elbow



TTC Part #	Thd.	Hose Size	A		Hose Cut-Off Factor (D)		EØ		①	B
			mm	in	mm	in	mm	in		
1AA6FSA6	5/8-18	-06	58,2	2.29	36,8	1.45	6,1	0.24	3/4	0.73

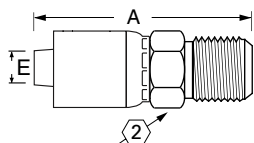
New MatchMate Part

SAE 45° Female Swivel Long Drop 90° Tube Elbow



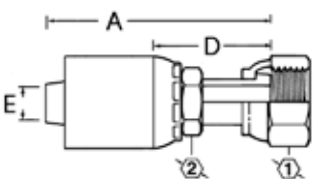
TTC Part #	Thd.	Hose Size	A		Hose Cut-Off Factor (D)		EØ		①	B
			mm	in	mm	in	mm	in		
1AA6FSC6	5/8-18	-06	47,5	1.87	26,2	1.03	6.1	0.24	3/4	2.18

SAE 45° Flare Male Rigid



TTC Part #	Thd.	Hose Size	A		Hose Cut-Off Factor (D)		EØ		②
			mm	in	mm	in	mm	in	
1AA6MS6	5/8-18	-06	52,3	2.06	31,2	1.23	6,6	0.26	11/16
1AA12MS12	1 1/16-14	-12	74,7	2.94	47,8	1.88	15,5	0.61	1 1/8

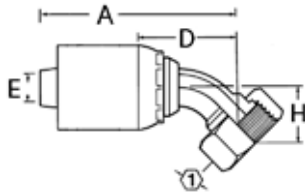
Female ORS Swivel



TTC Part #	Thd.	Hose Size	A		Hose Cut-Off Factor (D)		EØ		①	②
			mm	in	mm	in	mm	in		
1AA4FR4	9/16-18	-04	49,5	1.95	26,2	1.03	4,3	0.17	11/16	9/16
1AA6FR4	11/16-16	-04	51,8	2.04	28,4	1.12	4,3	0.17	13/16	5/8
1AA8FR4	13/16-16	-04	52,3	2.06	32,5	1.28	4,1	0.16	13/16	15/16
1AA4FR6	9/16-18	-06	54,4	2.14	29,2	1.15	4,3	0.17	11/16	11/16
1AA6FR6	11/16-16	-06	56,6	2.23	31,5	1.24	6,6	0.26	13/16	11/16
1AA8FR6	13/16-16	-06	58,9	2.32	33,5	1.32	6,6	0.26	15/16	13/16
1AA6FR8	11/16-16	-08	63,8	2.51	34,0	1.34	6,6	0.26	13/16	7/8
1AA8FR8	13/16-16	-08	67,8	2.67	38,1	1.50	9,7	0.38	15/16	7/8
1AA10FR8	1-14	-08	67,1	2.64	37,3	1.47	9,7	0.38	1 1/8	15/16
1AA12FR8	1 3/16-12	-08	71,1	2.80	41,4	1.63	9,7	0.38	1 3/8	1 1/8
1AA8FR10	13/16-16	-10	67,8	2.67	38,4	1.51	9,7	0.38	15/16	15/16
1AA10FR10	1-14	-10	70,1	2.76	40,9	1.61	12,2	0.48	1 1/8	15/16
1AA12FR10	1 3/16-12	-10	70,9	2.79	41,4	1.63	12,7	0.50	1 3/8	1 1/8
1AA10FR12	1-14	-12	71,4	2.81	41,4	1.62	12,2	0.48	1 1/8	1 1/8
1AA12FR12	1 3/16-12	-12	73,9	2.91	43,7	1.72	15,5	0.61	1 3/8	1 1/8
1AA16FR12	1 7/16-12	-12	75,7	2.98	45,5	1.79	15,5	0.61	1 5/8	1 3/8
1AA12FR16	1 3/16-12	-16	81,8	3.22	47,2	1.86	15,5	0.61	1 3/8	1 3/8
1AA16FR16	1 7/16-12	-16	83,6	3.29	49,3	1.94	20,6	0.81	1 5/8	1 3/8
1AA20FR16	1 11/16-12	-16	82,6	3.25	48,3	1.90	20,6	0.81	1 7/8	1 5/8
1AV20FR20	1 11/16-12	-20	103,4	4.07	59,2	2.33	25,9	1.02	1 7/8	1 3/4
1AR20FR20	1 11/16-12	-20	103,4	4.07	59,2	2.33	25,9	1.02	1 7/8	1 3/4
1AV24FR20	2-12	-20	98,6	3.88	54,6	2.15	26,7	1.05	2 1/4	1 13/16
1AR24FR24	2-12	-24	102,1	4.02	55,6	2.19	32,0	1.26	2 1/4	2

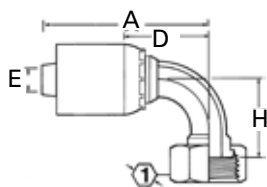
New MatchMate Part

Female ORS Swivel 45° Tube Elbow



TTC Part #	Thd.	Hose Size	A		Hose Cut-Off Factor (D)		EØ		H		in
			mm	in	mm	in	mm	in	mm	in	
1AA4FRA4	9/16-18	-04	53,8	2.12	30,5	1.20	4,3	0.17	10,2	0.40	11/16
1AA6FRA4	11/16-16	-04	58,4	2.30	35,1	1.38	4,3	0.17	10,9	0.43	13/16
1AA4FRA6	9/16-18	-06	58,4	2.30	33,0	1.30	4,3	0.17	10,4	0.41	11/16
1AA6FRA6	11/16-16	-06	61,7	2.43	36,3	1.43	6,6	0.26	10,9	0.43	13/16
1AA8FRA6	13/16-16	-06	69,6	2.74	44,2	1.74	6,6	0.26	15,0	0.59	15/16
1AA6FRA8	11/16-16	-08	67,3	2.65	37,6	1.48	6,6	0.26	10,9	0.43	13/16
1AA8FRA8	13/16-16	-08	75,2	2.96	45,5	1.79	9,1	0.36	15,0	0.59	15/16
1AA10FRA8	1-14	-08	80,8	3.18	51,1	2.01	9,7	0.38	16,5	0.65	1 1/8
1AA12FRA8	1 3/16-12	-08	89,2	3.51	59,4	2.34	9,7	0.38	21,1	0.83	1 3/8
1AA10FRA10	1-14	-10	77,5	3.05	51,1	2.01	11,4	0.45	16,5	0.65	1 1/8
1AA12FRA10	1 3/16-12	-10	89,4	3.52	59,9	2.36	12,7	0.50	21,1	0.83	1 3/8
1AA10FRA12	1-14	-12	78,5	3.09	51,8	2.04	11,4	0.45	16,5	0.65	1 1/8
1AA12FRA12	1 3/16-12	-12	90,7	3.57	60,5	2.38	14,0	0.55	21,1	0.83	1 3/8
1AA16FRA12	1 7/16-12	-12	102,6	4.04	72,4	2.85	15,5	0.61	23,9	0.94	1 5/8
1AA12FRA16	1 3/16-12	-16	94,5	3.72	60,9	2.40	14,0	0.55	21,1	0.83	1 3/8
1AA16FRA16	1 7/16-12	-16	107,4	4.23	73,2	2.88	19,8	0.78	23,9	0.94	1 5/8
1AA20FRA16	1 11/16-12	-16	117,3	4.62	83,8	3.30	20,7	0.81	25,4	1.00	1 7/8
1AV20FRA20	1 11/16-12	-20	129,5	5.10	85,6	3.37	25,9	1.02	25,4	1.00	1 7/8
1AV24FRA20	2-12	-20	139,4	5.49	95,5	3.76	25,7	1.01	27,2	1.07	2 1/4
1AA24FRA24	2-12	-24	115,3	4.54	68,8	2.71	32,0	1.26	27,2	1.07	2 1/4

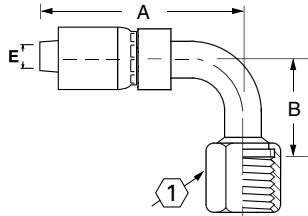
Female ORS Swivel Short Drop 90° Tube Elbow



TTC Part #	Thd.	Hose Size	A		Hose Cut-Off Factor (D)		EØ		H		in
			mm	in	mm	in	mm	in	mm	in	
1AA4FRB4	9/16-18	-04	53,1	2.09	29,7	1.17	4,3	0.17	20,8	0.82	11/16
1AA6FRB4	11/16-16	-04	56,4	2.22	33,0	1.30	4,3	0.17	22,9	0.90	13/16
1AA4FRB6	9/16-18	-06	56,1	2.21	30,7	1.21	4,3	0.17	20,8	0.82	11/16
1AA6FRB6	11/16-16	-06	59,4	2.34	34,0	1.34	6,6	0.26	22,9	0.90	13/16
1AA8FRB6	13/16-16	-06	66,5	2.62	41,4	1.62	6,6	0.26	29,2	1.15	15/16
1AA6FRB8	11/16-16	-08	65,0	2.56	35,3	1.39	6,6	0.26	22,9	0.90	13/16
1AA8FRB8	13/16-16	-08	72,1	2.84	42,4	1.67	9,1	0.36	29,2	1.15	15/16
1AA10FRB8	1-14	-08	78,0	3.07	48,5	1.91	9,7	0.38	32,3	1.27	1 1/8
1AA12FRB8	1 3/16-12	-08	87,6	3.45	57,9	2.28	9,7	0.38	47,8	1.88	1 3/8
1AA10FRB10	1-14	-10	78,0	3.07	48,5	1.91	11,4	0.45	32,3	1.27	1 1/8
1AA12FRB10	1 3/16-12	-10	87,4	3.44	58,2	2.29	12,7	0.50	47,8	1.88	1 3/8
1AA10FRB12	1-14	-12	79,0	3.11	49,0	1.93	11,4	0.45	32,3	1.27	1 1/8
1AA12FRB12	1 3/16-12	-12	88,6	3.49	58,4	2.30	14,0	0.55	47,8	1.88	1 3/8
1AA16FRB12	1 7/16-12	-12	102,6	4.04	72,4	2.85	15,5	0.61	56,1	2.21	1 5/8
1AA16FRB16	1 7/16-12	-16	107,2	4.22	72,9	2.87	20,6	0.81	56,1	2.21	1 5/8
1AA20FRB16	1 11/16-12	-16	123,2	4.85	89,0	3.50	20,6	0.81	63,8	2.51	1 7/8
1AV20FRB20	1 11/16-12	-20	134,6	5.30	90,7	3.57	25,9	1.02	63,8	2.51	1 7/8
1AR20FRB20	1 11/16-12	-20	134,6	5.30	90,7	3.57	25,9	1.02	63,8	2.51	1 7/8
1AV24FRB20	2-12	-20	109,7	4.32	70,4	2.77	26,6	1.05	68,6	2.70	2 1/4
1AA24FRB24	2-12	-24	117,6	4.63	71,4	2.81	32,0	1.26	68,6	2.70	2 1/4

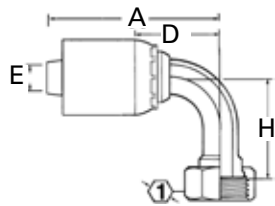
New MatchMate Part

Female ORS Swivel Medium Drop 90° Tube Elbow



TTC Part #	Thd.	Hose Size	A		Hose Cut-Off Factor (D)		EØ		1	B
			mm	in	mm	in	mm	in		
1AA4FRB4.032	9/16-18	-04	49,5	1.95	29,7	1.17	4,3	0.17	11/16	1.26
1AA6FRB4.038	11/16-16	-04	55,1	2.17	32,8	1.29	4,3	0.17	13/16	1.51
1AA8FRB4.042	13/16-16	-04	55,9	2.20	35,8	1.41	4,3	0.17	15/16	1.67
1AA6FRB6.038	11/16-16	-06	55,1	2.17	34,0	1.34	6,6	0.26	13/16	1.51
1AA8FRB6.042	13/16-16	-06	57,4	2.26	36,1	1.42	6,6	0.26	15/16	1.67
1AA6FRB8.038	11/16-16	-08	63,0	2.48	37,6	1.48	6,1	0.24	13/16	1.51
1AA8FRB8.041	13/16-16	-08	67,6	2.66	42,4	1.67	9,1	0.36	15/16	1.62
1AA12FRB8.054	13/16-12	-08	98,3	3.87	72,9	2.87	9,7	0.38	13/8	2.13
1AA10FRB10.047	1-14	-10	74,4	2.93	48,5	1.91	11,4	0.45	11/8	1.85
1AA10FRB12.045	1-14	-12	67,6	2.66	40,6	1.60	11,4	0.45	11/8	1.78
1AA12FRB12.058	13/16-12	-12	85,3	3.36	58,4	2.30	13,9	0.55	13/8	2.28
1AA16FRB16.071	17/16-12	-16	106,2	4.18	72,6	2.86	19,8	0.78	15/8	2.78
1AA20FRB16.078	111/16-12	-16	141,2	5.56	107,7	4.24	20,6	0.81	17/8	3.06
1AV20FRB20.078	111/16-12	-20	148,8	5.86	109,5	4.31	23,6	0.93	17/8	3.06

Female ORS Swivel Long Drop 90° Tube Elbow

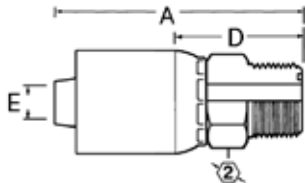


TTC Part #	Thd.	Hose Size	A		Hose Cut-Off Factor (D)		EØ		H		1
			mm	in	mm	in	mm	in	mm	in	
1AA4FRC4	9/16-18	-04	53,1	2.09	29,7	1.17	4,3	0.17	45,7	1.80	11/16
1AA6FRC4	11/16-16	-04	56,4	2.22	33,0	1.30	4,3	0.17	54,1	2.13	13/16
1AA8FRC4	13/16-16	-04	65,8	2.59	42,4	1.67	4,3	0.17	64,8	2.55	15/16
1AA6FRC6	11/16-16	-06	59,4	2.34	34,0	1.34	6,1	0.24	54,1	2.13	13/16
1AA8FRC6	13/16-16	-06	68,8	2.71	43,4	1.71	6,6	0.26	64,8	2.55	15/16
1AA8FRC8	13/16-16	-08	72,9	2.87	43,2	1.70	9,4	0.37	64,8	2.55	15/16
1AA10FRC8	1-14	-08	78,0	3.07	48,5	1.91	9,7	0.38	70,1	2.76	11/8
1AA10FRC10	1-14	-10	78,0	3.07	48,5	1.91	11,7	0.46	70,1	2.76	11/8
1AA12FRC12	13/16-12	-12	88,4	3.48	58,2	2.29	14,2	0.56	96,0	3.78	13/8
1AA16FRC12	17/16-12	-12	102,6	4.04	72,4	2.85	15,5	0.61	114,3	4.50	15/8
1AA16FRC16	17/16-12	-16	107,2	4.22	72,6	2.86	19,8	0.78	114,3	4.50	15/8
1AV20FRC20	111/16-12	-20	134,6	5.30	90,7	3.57	25,7	1.01	129,3	5.09	17/8
1AV24FRC20	2-12	-20	109,7	4.32	70,4	2.77	26,7	1.05	140,7	5.54	21/4
1AA24FRC24	2-12	-24	117,6	4.63	71,4	2.81	32,0	1.26	140,7	5.54	21/4

New MatchMate Part

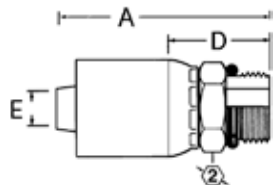
ORS Male Rigid

Does not include O-ring. See catalog A-HOOV-MC001-E1 for O-rings.



TTC Part #	Thd.	Hose Size	A		Hose Cut-Off Factor (D)		EØ		in
			mm	in	mm	in	mm	in	
1AA4MR4	9/16-18	-04	45,2	1.78	21,8	0.86	4,3	0.17	5/8
1AA6MR6	11/16-16	-06	50,5	1.99	25,1	0.99	6,6	0.26	3/4
1AA8MR6	13/16-16	-06	49,5	1.95	24,1	0.95	6,6	0.26	7/8
1AA8MR8	13/16-16	-08	58,4	2.30	28,7	1.13	9,7	0.38	7/8
1AA10MR8	1-14	-08	55,1	2.17	29,7	1.17	9,7	0.38	1 1/16
1AA12MR8	1 3/16-12	-08	57,7	2.27	32,3	1.27	9,7	0.38	1 1/4
1AA10MR10	1-14	-10	57,4	2.26	31,5	1.24	12,2	0.48	1 1/16
1AA12MR10	1 3/16-12	-10	57,4	2.26	31,5	1.24	12,7	0.50	1 1/4
1AA12MR12	1 3/16-12	-12	66,8	2.63	36,6	1.44	15,5	0.61	1 1/4
1AA16MR12	1 7/16-12	-12	64,3	2.53	34,0	1.34	15,5	0.61	1 1/2
1AA16MR16	1 7/16-12	-16	75,2	2.96	41,7	1.64	20,7	0.81	1 1/2
1AV20MR20	1 11/16-12	-20	85,1	3.35	45,7	1.80	26,2	1.03	1 3/4

Male Straight Thread O-ring Rigid

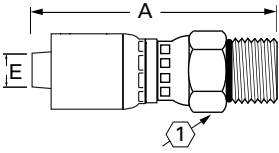


TTC Part #	Thd.	Hose Size	A		Hose Cut-Off Factor (D)		EØ		in
			mm	in	mm	in	mm	in	
1AA4MB4	7/16-20	-04	46,7	1.84	23,4	0.92	4,3	0.17	9/16
1AA5MB4	1/2-20	-04	46,7	1.84	23,4	0.92	4,3	0.17	5/8
1AA6MB4	9/16-18	-04	45,2	1.78	21,8	0.86	4,3	0.17	11/16
1AA6MB6	9/16-18	-06	50,8	2.00	25,4	1.00	6,6	0.26	11/16
1AA8MB6	3/4-16	-06	50,0	1.97	24,9	0.98	6,6	0.26	7/8
1AA10MB6	7/8-14	-06	47,8	1.88	26,7	1.05	6,6	0.26	1
1AA8MB8	3/4-16	-08	59,9	2.36	30,2	1.19	9,7	0.38	7/8
1AA10MB8	7/8-14	-08	57,4	2.26	27,7	1.09	9,7	0.38	1
1AA12MB8	1 1/16-12	-08	60,7	2.39	31,0	1.22	9,7	0.38	1 1/4
1AA8MB10	3/4-16	-10	56,1	2.21	30,2	1.19	12,7	0.50	15/16
1AA10MB10	7/8-14	-10	59,4	2.34	33,5	1.32	12,7	0.50	1
1AA12MB10	1 1/16-12	-10	60,7	2.39	31,2	1.23	12,7	0.50	1 1/4
1AA10MB12	7/8-14	-12	64,3	2.53	37,1	1.46	12,2	0.48	1 1/8
1AA12MB12	1 1/16-12	-12	62,0	2.44	31,8	1.25	15,5	0.61	1 1/4
1AA16MB12	1 5/16-12	-12	65,0	2.56	34,8	1.37	15,5	0.61	1 1/2
1AA16MB16	1 5/16-12	-16	69,6	2.74	35,3	1.39	20,8	0.82	1 1/2
1AV20MB20	1 5/8-12	-20	92,2	3.63	48,3	1.90	26,7	1.05	1 7/8
1AR20MB20	1 5/8-12	-20	92,2	3.63	48,3	1.90	26,7	1.05	1 7/8
1AA24MB24	1 7/8-12	-24	92,2	3.63	46,0	1.81	32,0	1.26	2 1/8

(Includes O-ring.)

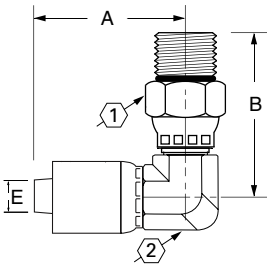
New MatchMate Part

Male Straight Thread O-ring Swivel



TTC Part #	Thd.	Hose Size	A		Hose Cut-Off Factor (D)		EØ		Ø
			mm	in	mm	in	mm	in	
1AA4SB4	7/16-20	-04	64,0	2.52	40,3	1.59	4,3	0.17	3/4
1AA6SB6	9/16-18	-06	69,1	2.72	43,9	1.73	6,6	0.26	7/8
1AA8SB6	3/4-16	-08	67,6	2.66	42,4	1.67	6,6	0.26	7/8
1AA8SB8	3/4-16	-08	76,5	3.01	46,7	1.84	9,6	0.38	1
1AA10SB8	7/8-14	-08	77,0	3.03	47,2	1.86	9,6	0.38	1
1AA12SB8	1 1/16-12	-08	88,6	3.49	58,9	2.32	9,6	0.38	1 7/16
1AA8SB10	3/4-16	-10	76,7	3.02	47,2	1.86	12,7	0.5	1
1AA10SB12	7/8-14	-12	87,1	3.43	56,9	2.24	15,5	0.61	1 7/16

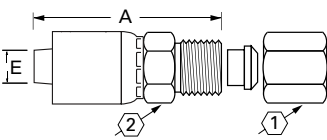
Male Straight Thread O-ring Swivel 90° Elbow



TTC Part #	Thd.	Hose Size	A		Hose Cut-Off Factor (D)		EØ		Ø	Ø	B
			mm	in	mm	in	mm	in			
1AA6SBB4	9/16-18	-04	55,4	2.18	32,0	1.26	4,3	0.17	3/4	7/8	1,87
1AA6SBB6	9/16-18	-06	59,2	2.33	33,7	1.33	6,6	0.26	3/4	7/8	1,87
1AA8SBB6	3/4-16	-06	59,2	2.33	33,7	1.33	6,6	0.26	3/4	1	1,93
1AA10SBB6	7/8-14	-06	59,2	2.33	33,7	1.33	6,6	0.26	3/4	1	1,95
1AA8SBB8	3/4-16	-08	68,1	2.68	38,3	1.51	9,7	0.38	3/4	1	1,93
1AA10SBB8	7/8-14	-08	68,1	2.68	38,3	1.51	9,7	0.38	3/4	1	1,97
1AA12SBB8	1 1/16-12	-08	79,2	3.12	49,5	1.95	9,7	0.38	1 1/16	1 7/16	2,43
1AA12SBB12	1 1/16-12	-12	94,5	3.72	64,2	2.53	15,5	0.61	32	1 7/16	2,65

Flareless Tube Rigid Ermeto 7000 Series

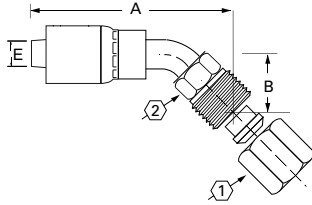
(With Nut and Sleeve)



TTC Part #	Thd.	Tube O.D.	Hose Size	A		Hose Cut-Off Factor (D)		EØ		Ø	Ø
				mm	in	mm	in	mm	in		
1AA4MT4	7/16-20	1/4	-04	41,9	1.65	21,8	0.86	4,3	0.17	9/16	9/16
1AA5MT4	1/2-20	5/16	-04	40,1	1.58	20,3	0.80	4,3	0.17	9/16	5/8
1AA4MT6	7/16-20	1/4	-06	46,0	1.81	24,6	0.97	6,6	0.26	11/16	9/16
1AA5MT6	1/2-20	5/16	-06	46,0	1.81	24,6	0.97	5,8	0.23	11/16	5/8
1AA6MT6	9/16-18	3/8	-06	46,2	1.82	25,2	0.99	6,6	0.26	11/16	11/16
1AA8MT8	3/4-16	1/2	-08	54,6	2.15	29,5	1.16	9,7	0.38	13/16	7/8
1AA10MT8	7/8-14	5/8	-08	53,8	2.12	28,5	1.12	9,7	0.38	15/16	1
1AA12MT12	1 1/16-12	3/4	-12	61,0	2.40	34,0	1.34	15,5	0.61	1 1/8	1 1/4
1AA16MT16	1 5/8-12	1	-16	96,5	3.80	37,6	1.48	20,6	0.81	1 3/8	1 1/2
1AV20MT20	1 5/8-12	1 1/4	-20	85,1	3.35	4,6	0.18	26,7	1.05	1 3/4	2

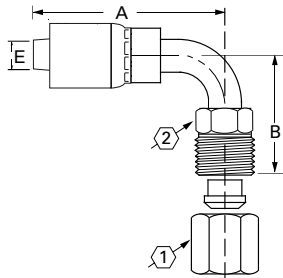
New MatchMate Part

Flareless 45° Tube Elbow 7000 Ermeto Series



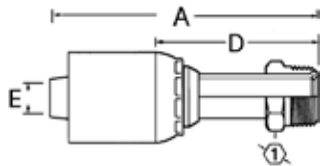
TTC Part #	Thd. T	Tube O.D.	Hose Size	A		Hose Cut-Off Factor (D)		EØ		1	2	B
				mm	in	mm	in	mm	in			
1AA6MTA6	9/16-18	3/8	-06	62,0	2.44	39,6	1.56	6,6	.26	11/16	5/8	0.83

Flareless 90° Tube Elbow 7000 Ermeto Series



TTC Part #	Thd. T	Tube O.D.	Hose Size	A		Hose Cut-Off Factor (D)		EØ		2	1	B
				mm	in	mm	in	mm	in			
1AA6MTB6	9/16-18	3/8	-06	52,1	2.05	30,9	1.22	6,6	0.26	5/8	11/16	1.46

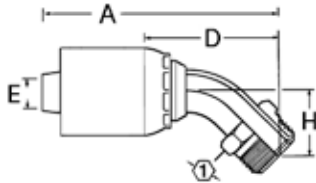
Inverted Male Swivel Straight



TTC Part #	Thd.	Hose Size	A		Hose Cut-Off Factor (D)		EØ		1
			mm	in	mm	in	mm	in	in
1AA3MF4	3/8-24	-04	76,2	3.00	55,9	2.20	2,5	0.10	3/8
1AA4MF4	7/16-24	-04	60,7	2.39	37,1	1.46	4,3	0.17	7/16
1AA5MF4	1/2-20	-04	60,7	2.39	37,1	1.46	4,3	0.17	1/2
1AA4MF6	7/16-24	-06	64,3	2.53	38,9	1.53	4,3	0.17	7/16
1AA5MF6	1/2-20	-06	66,0	2.60	40,9	1.61	6,1	0.24	1/2
1AA6MF6	5/8-18	-06	66,0	2.60	40,9	1.61	6,6	0.26	5/8
1AA7MF6	11/16-18	-06	62,2	2.45	40,6	1.60	6,6	0.26	11/16
1AA8MF8	3/4-18	-08	70,9	2.79	41,4	1.62	9,7	0.38	3/4
1AA10MF8	7/8-18	-08	74,7	2.94	49,0	1.93	9,7	0.38	7/8

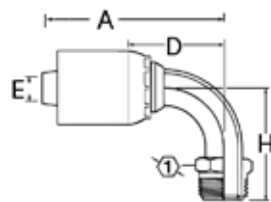
New MatchMate Part

Inverted Male Swivel 45° Tube Elbow



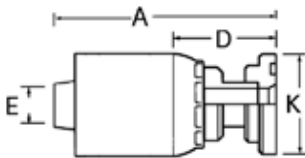
TTC Part #	Thd.	Hose Size	A		Hose Cut-Off Factor (D)		EØ		H		in
			mm	in	mm	in	mm	in	mm	in	
1AA3MFA4	3/8-24	-04	69,9	2.75	49,8	1.96	2,5	0.10	17,5	0.69	3/8
1AA4MFA4	7/16-24	-04	67,8	2.67	44,5	1.75	4,3	0.17	24,4	0.96	7/16
1AA5MFA4	1/2-20	-04	64,5	2.54	44,5	1.75	4,3	0.17	24,4	0.96	1/2
1AA4MFA6	7/16-24	-06	71,4	2.81	46,0	1.81	4,3	0.17	24,4	0.96	7/16
1AA5MFA6	1/2-20	-06	69,1	2.72	48,0	1.89	6,1	0.24	24,4	0.96	1/2
1AA6MFA6	5/8-18	-06	73,2	2.88	48,0	1.89	6,6	0.26	24,4	0.96	5/8
1AA7MFA6	11/16-18	-06	69,3	2.73	48,0	1.89	6,6	0.26	24,4	0.96	11/16
1AA8MFA8	3/4-18	-08	78,0	3.07	48,3	1.90	9,7	0.38	23,6	0.93	3/4

Inverted Male Swivel 90° Tube Elbow



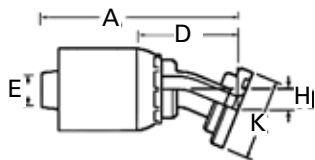
TTC Part #	Thd.	Hose Size	A		Hose Cut-Off Factor (D)		EØ		H		in
			mm	in	mm	in	mm	in	mm	in	
1AA3MFB4	3/8-24	-04	53,8	2.12	33,5	1.32	2,5	0.10	27,9	1.06	3/8
1AA4MFB4	7/16-24	-04	58,2	2.29	34,8	1.37	4,3	0.17	42,3	1.69	7/16
1AA5MFB4	1/2-20	-04	55,1	2.17	34,8	1.37	4,3	0.17	43,9	1.73	1/2
1AA4MFB6	7/16-24	-06	57,9	2.28	36,6	1.44	4,3	0.17	42,3	1.69	7/16
1AA5MFB6	1/2-20	-06	63,8	2.51	38,4	1.51	6,1	0.24	43,9	1.73	1/2
1AA6MFB6	5/8-18	-06	63,8	2.51	38,4	1.51	6,6	0.26	43,9	1.73	5/8
1AA7MFB6	11/16-18	-06	62,0	2.44	40,9	1.61	6,6	0.26	43,9	1.73	11/16
1AA8MFB8	3/4-18	-08	69,3	2.73	39,6	1.56	9,7	0.38	44,5	1.75	3/4

Split Flange Straight (SAE Code 61)



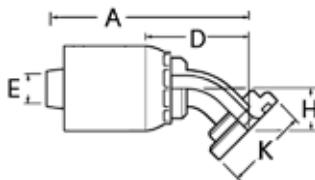
TTC Part #	Thd. Flange Head Dia. K Ø	Hose Size	A		Hose Cut-Off Factor (D)		EØ	
			mm	in	mm	in	mm	in
1A8FL8	1.19	-08	82,0	3.23	52,3	2.06	9,7	0.38
1A12FL8	1.50	-08	83,1	3.27	53,3	2.10	9,7	0.38
1A12FL10	1.50	-10	82,8	3.26	53,3	2.10	12,7	0.50
1A12FL12	1.50	-12	84,1	3.31	53,8	2.12	15,5	0.61
1A16FL12	1.75	-12	84,1	3.31	53,8	2.12	15,5	0.61
1A20FL12	2.00	-12	91,7	3.61	61,5	2.42	15,5	0.61
1A16FL16	1.75	-16	88,6	3.49	54,4	2.14	20,8	0.82
1A20FL16	2.00	-16	96,3	3.79	62,0	2.44	20,8	0.82
1AT16FL20	1.75	-20	100,1	3.94	56,1	2.21	20,8	0.82
1AR16FL20	1.75	-20	100,1	3.94	56,1	2.21	20,8	0.82
1AT20FL20	2.00	-20	107,7	4.24	63,8	2.51	26,7	1.05
1AR20FL20	2.00	-20	107,7	4.24	63,8	2.51	26,7	1.05
1AT24FL20	2.38	-20	108,5	4.27	64,5	2.54	26,7	1.05
1AR24FL20	2.38	-20	108,5	4.27	64,5	2.54	26,7	1.05
1AT32FL20	2.81	-20	108,5	4.27	64,5	2.54	25,7	1.01
1A24FL24	2.38	-24	111,8	4.40	65,5	2.58	32,0	1.26
1A32FL24	2.81	-24	111,8	4.40	65,5	2.58	30,2	1.19
1A32FL32	2.81	-32	117,1	4.61	66,8	2.63	44,5	1.75
1A40FL32	3.31	-32	116,8	4.60	66,8	2.63	44,5	1.75

Split Flange 22.5° Tube Elbow (SAE Code 61)



TTC Part #	Flange Head Dia. K Ø	Hose Size	A		Hose Cut-Off Factor (D)		EØ		H	
			mm	in	mm	in	mm	in	mm	in
1A16FLD16	1.75	-16	117,9	4.64	83,6	3.29	19,3	0.76	11,4	0.45
1A20FLD16	2.00	-16	130,0	5.12	95,8	3.77	19,3	0.76	11,7	0.46
1AT20FLD20	2.00	-20	141,5	5.57	97,3	3.83	25,7	1.01	11,7	0.46

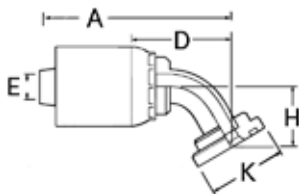
Split Flange 45° Tube Elbow (SAE Code 61)



TTC Part #	Flange Head Dia. K Ø	Hose Size	A		Hose Cut-Off Factor (D)		EØ		H	
			mm	in	mm	in	mm	in	mm	in
1A8FLA8	1.19	-08	79,0	3.11	49,3	1.94	9,4	0.37	19,8	0.78
1A12FLA8	1.50	-08	92,5	3.64	62,7	2.47	9,4	0.37	25,4	1.00
1A12FLA10	1.50	-10	93,5	3.68	64,3	2.53	11,7	0.46	25,4	1.00
1A12FLA12	1.50	-12	93,2	3.67	63,0	2.48	14,7	0.58	25,7	1.01
1A16FLA12	1.75	-12	105,7	4.16	75,4	2.97	14,7	0.58	26,9	1.06
1A16FLA16	1.75	-16	110,5	4.35	76,2	3.00	19,3	0.76	26,9	1.06
1A20FLA16	2.00	-16	122,2	4.81	87,6	3.45	19,3	0.76	29,2	1.15
1AT16FLA20	1.75	-20	121,9	4.80	77,7	3.06	19,3	0.76	26,9	1.06
1AR16FLA20	1.75	-20	121,9	4.80	77,7	3.06	19,3	0.76	26,9	1.06
1AT20FLA20	2.00	-20	134,1	5.28	90,2	3.55	25,7	1.01	30,0	1.18
1AR20FLA20	2.00	-20	134,1	5.28	90,2	3.55	25,7	1.01	30,0	1.18
1AT24FLA20	2.37	-20	150,9	5.94	106,7	4.20	25,7	1.01	35,8	1.41
1AR24FLA24	2.37	-20	150,9	5.94	106,7	4.20	25,7	1.01	35,8	1.41
1A32FLA24	2.81	-24	154,2	6.07	108,0	4.25	32,0	1.26	35,8	1.41
1A24FLA24	2.37	-32	159,3	6.27	109,0	4.29	32,0	1.26	35,8	1.41
1A32FLA32	2.81	-32	190,2	7.49	140,2	5.52	44,5	1.75	50,8	2.00

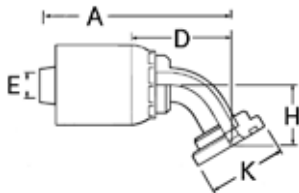
 New MatchMate Part

Split Flange 60° Tube Elbow (SAE Code 61)



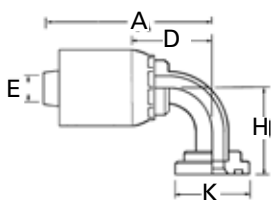
TTC Part #	Flange Head Dia. K Ø	Hose Size	A		Hose Cut-Off Factor (D)		EØ		H	
			mm	in	mm	in	mm	in	mm	in
1A16FLG16	1.75	-16	133,1	5.24	98,8	3.89	19,3	0.76	38,4	1.51

Split Flange 67° Tube Elbow (SAE Code 61)



TTC Part #	Flange Head Dia. K Ø	Hose Size	A		Hose Cut-Off Factor (D)		EØ		H	
			mm	in	mm	in	mm	in	mm	in
1AT20FLE20	2.00	-20	157,0	6.18	112,8	4.44	25,7	1.01	46,5	1.83
1AT24FLE20	2.37	-24	189,7	7.47	143,5	5.65	30,2	1.19	46,0	1.81

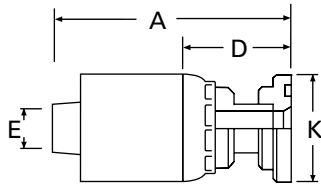
Split Flange 90° Tube Elbow (SAE Code 61)



TTC Part #	Flange Head Dia. K Ø	Hose Size	A		Hose Cut-Off Factor (D)		EØ		H	
			mm	in	mm	in	mm	in	mm	in
1A8FLB8	1.19	-08	72,6	2.86	42,3	1.69	9,4	0.37	41,4	1.63
1A12FLB8	1.50	-08	87,6	3.45	57,9	2.28	9,4	0.37	54,1	2.13
1A12FLB10	1.50	-10	87,4	3.44	58,2	2.29	12,7	0.50	54,1	2.13
1A12FLB12	1.50	-12	88,6	3.49	58,4	2.30	14,7	0.58	54,1	2.13
1A16FLB12	1.75	-12	102,4	4.03	72,1	2.84	14,7	0.58	60,5	2.38
1A20FLB12	2.00	-12	118,6	4.67	88,4	3.48	14,7	0.58	66,5	2.62
1A16FLB16	1.75	-16	107,2	4.22	72,6	2.86	19,3	0.76	60,5	2.38
1A24FLB16	2.00	-16	123,2	4.85	89,0	3.50	19,3	0.76	66,5	2.62
1A20FLB16	2.37	-16	142,0	5.59	107,7	4.24	19,3	0.76	79,2	3.12
1AT16FLB20	1.75	-20	118,4	4.66	74,4	2.93	19,3	0.76	60,5	2.38
1AP16FLB20	1.75	-20	118,4	4.66	74,4	2.93	19,3	0.76	60,5	2.38
1AT20FLB20	2.00	-20	134,6	5.30	90,7	3.57	25,7	1.01	66,5	2.62
1A20FLB24	2.37	-20	153,4	6.04	109,5	4.31	25,7	1.01	79,2	3.12
1AT24FLB20	2.37	-20	153,4	6.04	109,5	4.31	25,7	1.01	79,2	3.12
1A24FLB24	2.37	-24	157,0	6.18	110,5	4.35	32,0	1.26	79,2	3.12
1A32FLB24	2.81	-24	184,9	7.28	138,4	5.45	32,0	1.26	114,3	4.50
1A32FLB32	2.81	-32	182,9	7.20	119,9	4.72	41,4	1.62	114,3	4.50
1A40FLB32	3.31	-32	182,9	7.20	119,9	4.72	41,4	1.62	115,8	4.56

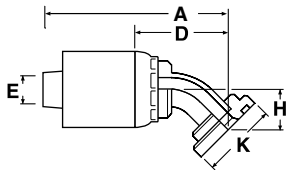
 New MatchMate Part

Metric Split Flange Straight (Komatsu, Linkbelt, etc.)



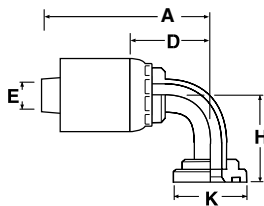
TTC Part #	Flange Head Dia. K Ø		Hose Size	A		Hose Cut-Off Factor (D)		EØ	
	mm	in		mm	in	mm	in	mm	in
1A10KS10	34,0	1.33	-10	94,2	0.16	64,8	2.55	11,5	0.45

Metric Split Flange 45° Tube Elbow (Komatsu, Linkbelt, etc.)



TTC Part #	Flange Head Dia. K Ø		Hose Size	A		Hose Cut-Off Factor (D)		EØ		H	
	mm	in		mm	in	mm	in	mm	in		
1A10KSA10	34,0	1.33	-10	86,1	3.39	56,7	2.23	11,5	0.45	21,8	0.86

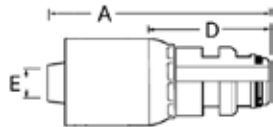
Metric Split Flange 90° Tube Elbow (Komatsu, Linkbelt, etc.)



TTC Part #	Flange Head Dia. K Ø		Hose Size	A		Hose Cut-Off Factor (D)		EØ		H	
	mm	in		mm	in	mm	in	mm	in		
1A10KSB10	34,0	1.33	-10	77,9	3.07	48,5	1.91	11,5	0.45	51,3	2.02

 New MatchMate Part

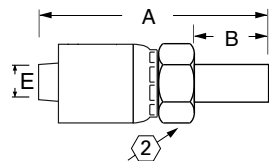
Staple Male Connector



TTC Part #	Connect. Size	Hose Size	A		Hose Cut-Off Factor (D)		EØ	
			mm	in	mm	in	mm	in
1A4SL4	1/4	-04	55,4	2.18	32,0	1.26	4,3	0.17
1A6SL6	3/8	-06	58,4	2.30	33,0	1.30	6,6	0.26
1A8SL6	3/8	-06	58,4	2.30	33,0	1.30	6,6	0.26
1A8SL8	1/2	-08	64,0	2.52	34,3	1.35	9,7	0.38
1A12SL12	3/4	-12	65,0	2.56	34,8	1.37	15,5	0.61
1A16SL16	1	-16	74,9	2.95	40,6	1.60	20,6	0.81
1AT20SL20	1 1/4	-20	86,4	3.40	42,4	1.67	26,7	1.05
1AP20SL20	1 1/4	-20	86,4	3.40	42,4	1.67	26,7	1.05

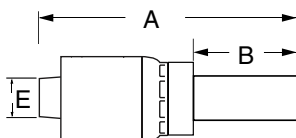
(O-ring and backup ring included.)

Standpipe Straight Tube



TTC Part #	Tube O.D.	Hose Size	A		Hose Cut-Off Factor (D)		EØ		chamfer	B	
			mm	in	mm	in	mm	in		mm	in
1A4TE4	1/4	-04	55,6	2.19	35,56	1.40	4,3	0.17	9/16	25,4	1.00
1A6TE6	3/8	-06	59,7	2.35	38,61	1.52	6,6	0.26	11/16	25,4	1.00
1A8TE8	1/2	-08	68,3	2.69	43,18	1.70	9,7	0.38	13/16	27,9	1.10
1A10TE10	5/8	-10	71,1	2.80	45,47	1.79	12,7	0.50	15/16	29,2	1.15
1A12TE12	3/4	-12	73,7	2.90	46,74	1.84	15,5	0.61	1 1/8	30,2	1.19
1A16TE16	1	-16	87,1	3.43	53,59	2.11	20,6	0.81	1 3/8	33,5	1.32

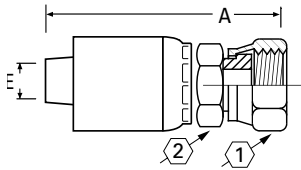
Metric Standpipe Straight Tube



TTC Part #	Tube O.D.	Hose Size	A		Hose Cut-Off Factor (D)		EØ		B	
			mm	in	mm	in	mm	in	mm	in
1A8LM4	8	-04	56,4	2.22	33,0	1.30	4,1	0.16	23	0.91
1A10LM4	10	-04	56,4	2.22	33,0	1.30	4,3	0.17	23	0.91
1A10LM6	10	-06	59,4	2.34	34,3	1.35	6,6	0.26	23	0.91
1A12LM6	12	-06	60,5	2.38	35,0	1.38	6,6	0.26	24	0.95
1A14LM6	14	-06	61,5	2.42	36,1	1.42	6,6	0.26	25	0.98
1A15LM8	15	-08	66,8	2.63	37,1	1.46	9,7	0.38	25	0.98
1A16LM8	16	-08	68,1	2.68	38,4	1.51	9,7	0.38	26	1.02
1A18LM10	18	-10	69,1	2.72	39,6	1.56	12,7	0.50	27	1.06
1A20LM10	20	-10	69,1	2.72	39,6	1.56	12,7	0.50	27	1.06
1A22LM12	22	-12	71,1	2.80	40,9	1.61	15,5	0.61	28	1.10
1A25LM12	25	-12	70,1	2.76	39,9	1.57	15,5	0.61	27	1.06
1A28LM16	28	-16	75,7	2.98	41,4	1.63	20,6	0.81	28	1.10
1A30LM16	30	-16	75,9	2.99	41,7	1.64	20,6	0.81	28	1.10

New MatchMate Part

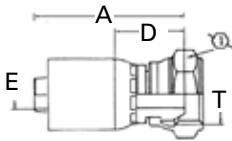
BSPP Flat Face Female Swivel



TTC Part #	Thd.	Hose Size	A		Hose Cut-Off Factor (D)		EØ		⊕2	⊕1
			mm	in	mm	in	mm	in	in	in
1AA6BW6	G 3/8-19	-06	57,2	2.25	36,7	1.42	6,6	0.26	11/16	3/4
1AA8BW6	G 1/2-14	-06	58,7	2.31	37,6	1.48	6,6	0.26	3/4	1 1/16
1AA8BW8	G 1/2-14	-08	66,8	2.63	41,7	1.64	9,2	0.36	13/16	1 1/16
1AA12BW8	G 3/4-14	-08	67,1	2.64	41,9	1.65	9,7	0.38	1	1 1/4
1AA12BW12	G 3/4-14	-12	71,1	2.80	44,2	1.74	15,5	0.61	1 1/8	1 1/4

* G as part of thread size is ISO Designation for parallel thread.

British Standard (BSPP) 60° Cone Female Swivel Straight

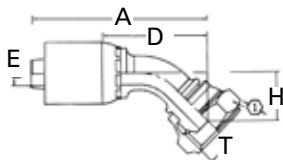


TTC Part #	Thd. T	Hose Size	A		Hose Cut-Off Factor (D)		EØ		⊕1	
			mm	in	mm	in	mm	in	mm	in
1A4BF4	G 1/4-19*	-04	42,3	1.66	18,9	0.74	4,2	0.16	19,0	0.75
1A6BF4	G 3/8-19*	-04	45,5	1.79	22,1	0.87	4,3	0.17	22,0	0.87
1A6BF6	G 3/8-19*	-06	46,4	1.83	21,1	0.83	6,7	0.26	22,0	0.87
1A8BF6	G 1/2-14*	-06	47,9	1.88	22,6	0.89	6,7	0.26	27,0	1.06
1A8BF8	G 1/2-14*	-08	53,5	2.11	23,8	0.94	9,6	0.38	27,0	1.06
1A10BF8	G 5/8-14*	-08	56,4	2.22	26,7	1.05	9,6	0.38	30,0	1.18
1A10BF10	G 5/8-14*	-10	54,1	2.13	24,7	0.97	12,7	0.50	30,0	1.18
1A12BF12	G 3/4-14*	-12	55,5	2.18	25,3	1.00	15,5	0.61	32,0	1.26
1A16BF16	G 1-11*	-16	62,0	2.44	27,6	1.09	20,7	0.81	41,0	1.61
1AT20BF20	G 1 1/4-11*	-20	73,6	2.90	29,6	1.16	26,6	1.05	50,0	1.97

* G as part of thread size is ISO Designation for parallel thread.

New MatchMate Part

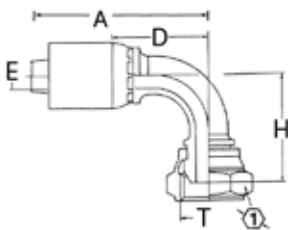
British Standard (BSPP) 60° Cone Female 45° Tube Elbow



TTC Part #	Thd. T	Hose Size	A		Hose Cut-Off Factor (D)		EØ		H		①	
			mm	in	mm	in	mm	in	mm	in	mm	in
1A4BFA4	G 1/4 -19*	-04	65,3	2.57	41,9	1.65	4,2	0.16	16,5	0.65	19,0	0.75
1A6BFA6	G 3/8 -19*	-06	73,8	2.90	48,5	1.91	6,7	0.26	19,0	0.75	22,0	0.87
1A8BFA8	G 1/2 -14*	-08	91,5	3.60	61,8	2.43	9,6	0.38	24,8	0.98	27,0	1.06
1A10BFA10	G 5/8 -14*	-10	100,4	3.95	71,0	2.79	12,7	0.50	27,4	1.08	30,0	1.18
1A12BFA12	G 3/4 -14*	-12	108,8	4.28	78,6	3.09	15,5	0.61	29,4	1.16	32,0	1.26
1A16BFA16	G 1 -11*	-16	126,8	4.99	92,4	3.09	20,7	0.81	33,2	1.31	41,0	1.61
1AT20BFA20	G 1 1/4 -11*	-20	153,6	6.05	109,6	4.31	26,6	1.05	37,2	1.46	50,0	1.97

* G as part of thread size is ISO Designation for parallel thread.

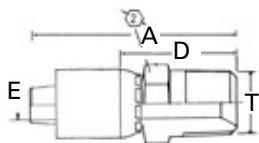
British Standard (BSPP) 60° Cone Female 90° Tube Elbow



TTC Part #	Thd. T	Hose Size	A		Hose Cut-Off Factor (D)		EØ		H		①	
			mm	in	mm	in	mm	in	mm	in	mm	in
1A4BFB4	G 1/4 -19*	-04	45,8	1.80	22,4	0.88	4,2	0.16	24,8	0.98	17,0	0.67
1A6BFB6	G 3/8 -19*	-06	58,9	2.32	33,6	1.32	6,7	0.26	35,0	1.38	22,0	0.87
1A8BFB6	G 1/2 -14*	-06	75,7	2.98	50,4	1.98	6,7	0.26	47,8	1.88	27,0	1.06
1A8BFB8	G 1/2 -14*	-08	64,0	2.52	34,3	1.35	9,6	0.38	37,6	1.48	27,0	1.06
1A10BFB8	G 5/8 -14*	-08	90,7	3.57	61,0	2.40	9,6	0.38	56,3	2.22	27,0	1.06
1A10BFB10	G 5/8 -14*	-10	90,6	3.57	61,2	1.41	12,7	0.50	56,3	2.22	27,0	1.06
1A12BFB12	G 3/4 -14*	-12	82,2	3.24	52,0	2.05	15,5	0.61	47,5	1.87	32,0	1.26
1A16BFB16	G 1 -11*	-16	118,2	4.65	83,8	3.30	20,7	0.81	71,5	2.81	41,0	1.61
1AT20BFB20	G 1 1/4 -11*	-20	146,2	5.75	102,2	4.02	26,6	1.05	82,5	3.25	50,0	1.97

* G as part of thread size is ISO Designation for parallel thread.

British Standard (BSPT) Tapered Male Rigid

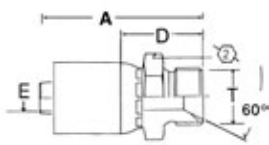


TTC Part #	Thd. T	Hose Size	A		Hose Cut-Off Factor (D)		EØ		②	
			mm	in	mm	in	mm	in	mm	in
1A4BT4	R 1/4 -19*	-04	50,6	1.99	27,2	1.07	4,2	0.16	14,0	0.55
1A6BT6	R 3/8 -19*	-06	54,9	2.16	29,6	1.16	6,7	0.26	19,0	0.75
1A8BT8	R 1/2 -14*	-08	66,2	2.61	36,5	1.44	9,6	0.38	22,0	0.87
1A12BT12	R 3/4 -14*	-12	71,1	2.80	40,9	1.61	15,5	0.61	30,0	1.18
1A16BT16	R 1 -11*	-16	81,2	3.20	46,8	1.84	20,7	0.81	36,0	1.42
1AT20BT20	R 1 1/4 -11*	-20	96,2	3.79	52,2	2.05	26,6	1.05	46,0	1.81

* R as part of thread size is ISO Designation for tapered thread.

New MatchMate Part

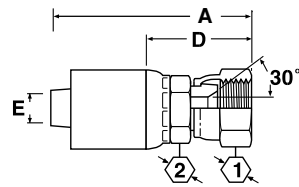
British Standard (BSSP) 60° Cone Male Rigid



TTC Part #	Thd. T	Hose Size	A		Hose Cut-Off Factor (D)		EØ		1		2	
			mm	in	mm	in	mm	in	mm	in	mm	in
1A4BP4	G 1/4-19*	-04	44,3	1.74	20,9	0.82	4,2	0.16	19,0	0.75		
1A6BP6	G 3/8-19*	-06	48,4	1.90	23,1	0.91	6,7	0.26	22,0	0.87		
1A6BP8	G 3/8-19*	-08	55,9	2.20	26,4	1.04	9,6	0.38	22,0	0.87		
1A8BP6	G 1/2-14*	-06	52,4	2.06	27,1	1.07	6,7	0.26	27,0	1.06		
1A8BP8	G 1/2-14*	-08	58,0	2.28	28,3	1.11	9,6	0.38	27,0	1.06		
1A10BP10	G 5/8-14*	-10	62,0	2.44	35,5	1.25	12,7	0.50	30,0	1.18		
1A12BP12	G 3/4-14*	-12	63,1	2.48	32,9	1.29	15,5	0.61	32,0	1.26		
1A16BP16	G 1-11*	-16	70,9	2.79	36,5	1.44	20,7	0.81	41,0	1.61		
1AT20BP20	G 1 1/4-11*	-20	86,1	3.39	42,2	1.66	26,6	1.50	50,0	1.97		

* G as part of thread size is ISO Designation for parallel thread.

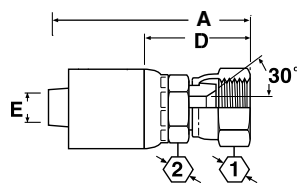
Female JIS 30° Flare Swivel Straight



TTC Part #	Thd.	Hose Size	A		Hose Cut-Off Factor (D)		EØ		1		2	
			mm	in	mm	in	mm	in	mm	in	mm	in
1A4JF4	G 1/4-19*	-04	53,2	2.09	29,8	1.17	4,2	0.16	19,0	0.75	19,0	0.75
1A6JF6	G 3/8-19*	-06	59,2	2.33	33,9	1.33	6,7	0.26	22,0	0.87	22,0	0.87
1A8JF8	G 1/2-14*	-08	66,3	2.61	36,6	1.44	9,6	0.38	27,0	1.06	27,0	1.06
1A12JF10	G 3/4-14*	-10	70,6	2.78	45,2	1.78	12,7	0.50	32,0	1.26	36,0	1.42
1A12JF12	G 3/4-14*	-12	73,3	2.88	43,1	1.70	15,5	0.61	32,0	1.26	36,0	1.42
1A16JF16	G 1-11*	-16	83,6	3.29	49,2	1.94	20,7	0.81	41,0	1.61	41,0	1.61
1AT20JF20	G 1 1/4-11*	-20	102,1	4.02	58,1	2.29	26,6	1.05	50,0	1.97	46,0	1.81

* G as part of thread size is ISO Designation for parallel thread.

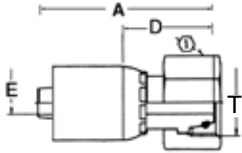
Female Swivel 30° Flare (Komatsu, Linkbelt)



TTC Part #	Thd.	Hose Size	A		Hose Cut-Off Factor (D)		EØ		1		2	
			mm	in	mm	in	mm	in	mm	in	mm	in
1A4KF4	M14 x 1.5	-04	56,1	2.21	32,7	1.29	42,2	1.66	19,0	0.75	19,0	0.75
1A6KF6	M18 x 1.5	-06	60,4	2.38	35,1	1.38	6,7	0.26	24,0	0.94	22,0	0.87
1A8KF8	M22 x 1.5	-08	69,5	2.74	39,8	1.57	9,6	0.38	27,0	1.06	27,0	1.06
1A10KF10	M24 x 1.5	-10	75,4	2.97	46,0	1.81	12,4	0.49	32,0	1.26	30,0	1.18
1A12KF12	M30 x 1.5	-12	81,5	3.21	51,3	2.02	15,5	0.61	36,0	1.42	36,0	1.42
1A16KF16	M33 x 1.5	-16	91,4	3.60	57,0	2.24	20,7	0.81	41,0	1.61	41,0	1.61
1AT20KF20	M36 x 1.5	-20	113,4	4.46	60,4	2.38	26,6	1.05	46,0	1.81	46,0	1.81

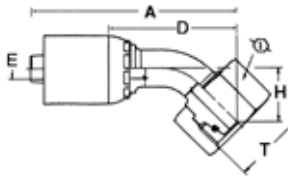
New MatchMate Part

Female Swivel DIN 24° Seat I.Rh DKO (Light)



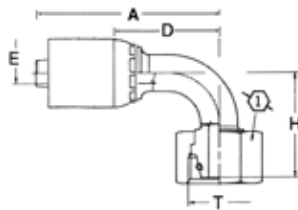
TTC Part #	Thd. T	Tube O.D.	Hose Size	A		Hose Cut-Off Factor (D)		EØ		1	
				mm	in	mm	in	mm	in	mm	in
1A5DL4	M12 x 1.5	6	-04	48,0	1.89	24,6	0.97	4,2	0.16	17,0	0.67
1A6DL4	M14 x 1.5	8	-04	46,0	1.81	22,6	0.89	4,2	0.16	17,0	0.67
1A8DL4	M16 x 1.5	10	-04	48,3	1.90	24,9	0.98	4,3	0.17	19,0	0.75
1A8DL6	M16 x 1.5	10	-06	56,9	2.24	31,6	1.24	6,7	0.26	19,0	0.75
1A10DL6	M18 x 1.5	12	-06	51,2	2.01	25,9	1.02	6,7	0.26	22,0	0.87
1A12DL8	M22 x 1.5	15	-08	58,3	2.29	28,6	1.12	9,6	0.38	27,0	1.06
1A16DL10	M26 x 1.5	18	-10	59,2	2.33	29,8	1.17	12,7	0.50	32,0	1.26
1A20DL12	M30 x 2.0	22	-12	62,5	2.46	32,3	1.27	15,5	0.61	36,0	1.42
1A25DL16	M36 x 2.0	28	-16	68,2	2.68	33,8	1.33	20,7	0.81	41,0	1.61
1AT32DL20	M45 x 2.0	35	-20	83,7	3.29	39,7	1.56	26,6	1.05	50,0	1.97

Female Swivel DIN Universal Seat 45° Tube Elbow I. Rh. (Light)



TTC Part #	Thd. T	Tube O.D.	Hose Size	A		Hose Cut-Off Factor (D)		EØ		H		1	
				mm	in	mm	in	mm	in	mm	in	mm	in
1A6DLA4	M14 X 1.5	8	-04	6,2	2.46	3,9	1.54	0,4	0.17	17,5	0.69	17,0	0.67
1A8DLA4	M16 X 1.5	10	-04	6,5	2.55	4,1	1.63	0,4	0.17	18,4	0.72	19,0	0.75
1A8DLA6	M16 X 1.5	10	-06	6,7	2.63	4,1	1.63	0,7	0.26	19,0	0.75	19,0	0.75
1A10DLA6	M18 X 1.5	12	-06	7,0	2.76	4,5	1.76	0,7	0.26	17,6	0.69	22,0	0.87
1A12DLA8	M22 X 1.5	15	-08	8,3	3.27	5,3	2.10	1,0	0.38	20,5	0.81	27,0	1.06
1A16DLA10	M26 X 1.5	18	-10	9,1	3.59	6,2	2.44	1,3	0.50	22,0	0.87	32,0	1.26
1A20DLA12	M30 X 2.0	22	-12	10,1	3.97	7,1	2.78	1,5	0.61	24,3	0.96	36,0	1.42
1A25DLA16	M36 X 2.0	28	-16	10,3	4.06	6,9	2.70	2,1	0.81	26,6	1.05	41,0	1.61

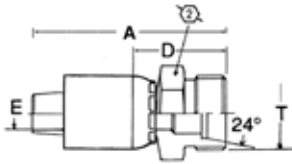
Female Swivel DIN Universal Seat 90° Tube Elbow I. Rh. (Light)



TTC Part #	Thd. T	Tube O.D.	Hose Size	A		Hose Cut-Off Factor (D)		EØ		H		1	
				mm	in	mm	in	mm	in	mm	in	mm	in
1A6DLB4	M14 x 1.5	8	-04	51,1	2.01	27,7	1.09	4,3	0.17	31,5	1.24	17,0	0.67
1A8DLB4	M16 x 1.5	10	-04	55,4	2.18	32,0	1.26	4,3	0.17	35,5	1.40	19,0	0.75
1A8DLB6	M16 x 1.5	10	-06	58,4	2.30	33,5	1.32	6,6	0.26	33,5	1.32	19,0	0.75
1A10DLB6	M18 x 1.5	12	-06	59,7	2.35	34,5	1.36	6,6	0.26	34,2	1.35	22,0	0.87
1A12DLB8	M22 x 1.5	15	-08	75,2	2.96	45,7	1.80	9,7	0.38	40,0	1.57	27,0	1.06
1A16DLB10	M26 x 1.5	18	-10	86,4	3.40	56,9	2.24	12,7	0.50	46,5	1.83	32,0	1.26
1A20DLB12	M30 x 2.0	22	-12	92,5	3.64	62,2	2.45	15,5	0.61	50,7	2.00	36,0	1.42
1A25DLB16	M36 x 2.0	28	-16	100,1	3.94	65,5	2.58	20,6	0.81	61,0	2.40	41,0	1.61
1AT32DLB20	M45 x 2.0	35	-20	130,0	5.12	86,1	3.39	26,7	1.05	79,0	3.11	50,0	1.97

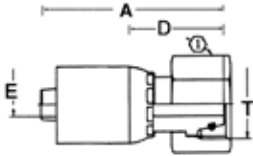
New MatchMate Part

Male DIN 24° Seat I.Rh (Light)



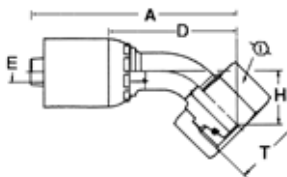
TTC Part #	Thd. T	Tube O.D.	Hose Size	A		Hose Cut-Off Factor (D)		EØ		①	
				mm	in	mm	in	mm	in	mm	in
1A5DK4	M12 x 1.5	6	-04	44,7	1.76	21,3	0.84	4,2	0.16	12,0	0.47
1A6DK4	M14 x 1.5	8	-04	44,5	1.75	21,1	0.83	4,2	0.16	14,0	0.55
1A8DK4	M16 X 1.5	10	-04	46,0	1.81	22,6	0.89	4,3	0.17	17,0	0.67
1A8DK6	M16 x 1.5	10	-06	52,0	2.05	26,7	1.05	6,7	0.26	17,0	0.67
1A10DK6	M18 x 1.5	12	-06	49,0	1.93	23,7	0.93	6,7	0.26	19,0	0.75
1A12DK8	M22 x 1.5	15	-08	56,0	2.20	26,3	1.03	9,6	0.38	24,0	0.94
1A16DK10	M26 x 1.5	18	-10	56,0	2.20	26,6	1.05	12,7	0.50	27,0	1.06
1A20DK12	M30 x 2.0	22	-12	62,0	2.44	31,8	1.25	15,5	0.61	32,0	1.26
1A25DK16	M36 x 2.0	28	-16	66,0	2.60	31,6	1.24	20,7	0.81	41,0	1.61
1AT32DK20	M45 x 2.0	35	-20	79,4	3.12	35,4	1.39	26,6	1.05	46,0	1.81

Female Swivel DIN 24° Seat s.Rh DKO (Heavy)



TTC Part #	Thd. T	Tube O.D.	Hose Size	A		Hose Cut-Off Factor (D)		EØ		①	
				mm	in	mm	in	mm	in	mm	in
1A5DS4	M16 x 1.5	8	-04	49,6	1.95	26,2	1.03	4,2	0.16	19,0	0.75
1A6DS4	M18 x 1.5	10	-04	50,8	2.00	27,4	1.08	4,2	0.16	22,0	0.87
1A8DS4	M20 X 1.5	12	-04	50,8	2.00	27,4	1.08	4,3	0.17	24,0	0.94
1A6DS6	M18 X 1.5	10	-06	52,8	2.08	27,7	1.09	6,6	0.26	27,0	1.06
1A8DS6	M20 x 1.5	12	-06	53,8	2.12	28,5	1.12	6,7	0.26	24,0	0.94
1A10DS6	M22 x 1.5	14	-06	56,9	2.24	31,6	1.24	6,7	0.26	27,0	1.06
1A10DS8	M22x1.5	14	-08	55,2	2.17	25,5	1.00	9,6	0.38	27,0	1.06
1A12DS8	M24 x 1.5	16	-08	62,4	2.46	32,7	1.29	9,6	0.38	30,0	1.18
1A16DS10	M30 x 2.0	20	-10	66,9	2.63	37,5	1.48	12,7	0.50	36,0	1.42
1A20DS12	M36 x 2.0	25	-12	72,0	2.83	41,8	1.64	15,5	0.61	46,0	1.81
1A16DS12	M30 X 2.0	20	-12	60,2	2.37	30,2	1.19	14,0	0.55	36,0	1.42
1A25DS16	M42 x 2.0	30	-16	78,5	3.09	44,1	1.44	20,7	0.81	50,0	1.97
1AT32DS20	M52 X 2.0	38	-20	93,7	3.69	49,8	1.96	26,6	1.05	60,0	2,36

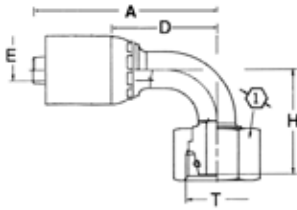
Female Swivel DIN 24° Seat 45° Tube Elbow s.Rh (Heavy)



TTC Part #	Thd. T	Tube O.D.	Hose Size	A		Hose Cut-Off Factor (D)		EØ		H		①	
				mm	in	mm	in	mm	in	mm	in	mm	in
1A6DSA4	M18 x 1.5	10	-04	61,4	2.42	38,0	1.50	4,2	0.16	17,0	0.67	22,0	0.87
1A8DSA6	M20 x 1.5	12	-06	68,3	2.69	43,0	1.69	6,7	0.26	19,0	0.75	24,0	0.94
1A10DSA6	M22 x 1.5	14	-06	68,8	2.71	43,5	1.71	6,7	0.26	20,0	0.79	27,0	1.06
1A12DSA8	M24 x 1.5	16	-08	79,7	3.14	50,0	1.97	9,6	0.38	23,0	0.90	30,0	1.18
1A16DSA10	M30 x 2.0	20	-10	89,3	3.51	59,9	2.36	12,7	0.50	26,0	1.02	36,0	1.42
1A20DSA12	M36 x 2.0	25	-12	107,4	4.23	77,2	3.04	15,5	0.61	32,5	1.28	46,0	1.81
1A25DSA16	M42 x 2.0	30	-16	121,4	4.78	87,0	3.42	20,7	0.81	37,5	1.48	55,0	2.16

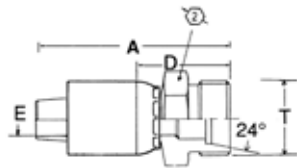
New MatchMate Part

Female Swivel DIN 24° Seat 90° Tube Elbow s.Rh DKO (Heavy)



TTC Part #	Thd. T	Tube O.D.	Hose Size	A		Hose Cut-Off Factor (D)		EØ		H		①	
				mm	in	mm	in	mm	in	mm	in	mm	in
1A6DSB4	M18 x 1.5	10	-04	54,5	2.14	31,0	1.22	4,2	0.16	33,5	1.32	22,0	0.87
1A8DSB6	M20 x 1.5	12	-06	60,3	2.37	35,0	1.38	6,7	0.26	35,0	1.38	24,0	0.94
1A10DSB6	M22 x 1.5	14	-06	63,8	2.51	38,5	1.51	6,7	0.26	42,0	1.65	27,0	1.06
1A12DSB8	M24 x 1.5	16	-08	73,7	2.90	44,0	1.73	9,6	0.38	49,0	1.93	30,0	1.18
1A16DSB10	M30 x 2.0	20	-10	82,0	3.23	52,6	2.07	12,7	0.50	53,5	2.11	36,0	1.42
1A20DSB12	M36 x 2.0	25	-12	93,0	3.66	62,8	2.47	15,5	0.61	64,5	2.54	46,0	1.81
1A25DSB16	M42 x 2.0	30	-16	104,0	4.09	69,6	2.74	20,7	0.81	74,0	2.91	50,0	1.97

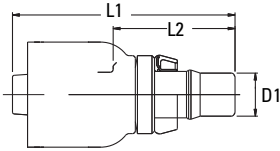
Male DIN 24° Seat s.Rh (Heavy)



TTC Part #	Thd. T	Tube O.D.	Hose Size	A		Hose Cut-Off Factor (D)		EØ		②	
				mm	in	mm	in	mm	in	mm	in
1A4EK4	M12 x 1.5	6	-04	44,7	1.76	21,3	0.84	4,2	0.16	12,0	0.47
1A5EK4	M16 x 1.5	8	-04	47,5	1.87	24,1	0.95	4,2	0.16	17,0	0.67
1A6EK4	M18 x 1.5	10	-04	40,7	1.60	23,6	0.93	4,2	0.16	19,0	0.75
1A6EK6	M18 X 1.5	10	-06	49,5	1.95	24,1	0.95	6,7	0.26	19,0	0.75
1A8EK6	M20 x 1.5	12	-06	50,3	1.98	25,0	0.98	6,7	0.26	22,0	0.87
1A10EK6	M22 x 1.5	14	-06	52,6	2.07	27,3	1.07	6,7	0.26	24,0	0.94
1A12EK8	M24 x 1.5	16	-08	58,0	2.28	28,3	1.11	9,6	0.38	27,0	1.06
1A16EK10	M30 x 2.0	20	-10	62,0	2.44	32,6	1.28	12,7	0.50	32,0	1.26
1A16EK12	M30 X 2.0	20	-12	57,7	2.27	30,7	1.21	15,5	0.61	32,0	1.26
1A20EK12	M36 x 2.0	25	-12	65,5	2.58	35,3	1.39	15,5	0.61	41,0	1.61
1A25EK16	M42 x 2.0	30	-16	72,3	2.85	37,9	1.49	20,7	0.81	46,0	1.81

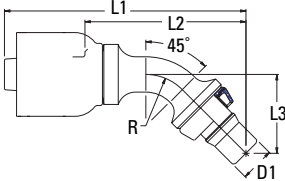
 New MatchMate Part

Straight Male STC Hose End



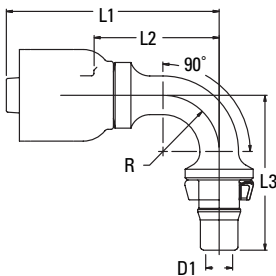
TTC Part #	D1		L1		L2	
	mm	in	mm	in	mm	in
1A6MC4	4,2	0.17	52,4	2.06	29,0	1.14
1A6MC6	6,7	0.26	55,5	2.19	30,2	1.19
1A8MC6	6,7	0.26	60,6	2.39	35,4	1.39
1A8MC8	9,6	0.38	66,3	2.61	36,6	1.44
1A10MC10	12,8	0.50	69,0	2.72	39,6	1.56
1A12MC12	15,5	0.61	74,6	2.94	44,4	1.75
1A16MC16	0,7	0.82	83,7	3.30	49,3	1.94

45° Male STC Hose End



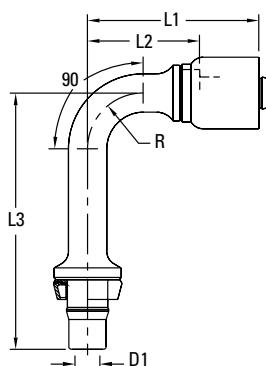
TTC Part #	D1		L1		L2		L3		R	
	mm	in	mm	in	mm	in	mm	in	mm	in
1A6MCA4	4,2	0.17	69,8	2.75	46,4	1.83	22,2	0.86	14,0	0.55
1A6MCA6	6,7	0.26	72,9	2.87	47,6	1.87	22,2	0.87	14,0	0.55
1A8MCA8	8,8	0.35	89,9	3.54	60,2	2.37	29,6	1.17	19,0	0.75
1A10MCA10	11,5	0.45	97,8	3.85	68,4	2.69	33,6	1.32	22,0	0.87
1A12MCA12	13,9	0.55	110,2	4.34	80,0	3.15	40,7	1.60	31,0	1.22

90° Male STC Hose End



TTC Part #	D1		L1		L2		L3		R	
	mm	in	mm	in	mm	in	mm	in	mm	in
1A6MCB6	6,7	0.26	59,3	2.33	34,0	1.34	39,6	1.56	14,0	0.55
1A8MCB6	6,7	0.26	66,4	2.61	41,1	1.62	53,0	2.09	19,0	0.75
1A8MCB8	8,8	0.35	72,0	2.83	42,3	1.67	53,0	2.09	19,0	0.75
1A10MCB10	11,5	0.45	77,9	3.07	48,5	1.91	60,4	2.36	22,0	0.87
1A12MCB12	13,9	0.55	88,7	3.49	58,5	2.30	75,7	2.98	31,0	1.22
1A16MCB16	19,9	0.78	107,3	4.22	72,9	2.87	90,0	3.54	38,0	1.50

Long Drop 90° Male STC Hose End



TTC Part #	D1		L1		L2		L3		R	
	mm	in	mm	in	mm	in	mm	in	mm	in
1A6MCC6	6,4	0.25	59,3	2.33	34,0	1.34	70,6	2.78	14,0	0.55
1A8MCC8	9,1	0.36	72,0	2.84	42,3	1.67	88,1	3.46	19,0	0.75
1A12MCC12	13,9	0.55	88,7	3.49	58,5	2.30	123,7	4.87	31,0	1.22

Eaton
Hydraulics Group USA
14615 Lone Oak Road
Eden Prairie, MN 55344
USA
Tel: 952-937-9800
Fax: 952-294-7722
www.eaton.com/hydraulics

Eaton
Hydraulics Group Europe
Route de la Longeraie 7
1110 Morges
Switzerland
Tel: +41 (0) 21 811 4600
Fax: +41 (0) 21 811 4601

Eaton
Hydraulics Group Asia Pacific
Eaton Building
4th Floor, No.3 Lane 280
Linhong Rd. Changning District
Shanghai 200335
China
Tel: (+86 21) 5200 0099
Fax: (+86 21) 5200 0400